



УТВЕРЖДЕНО:
Советом
Филиала ФГБОУ ВО «РГУТИС» в г.
Махачкале
Протокол № 6 от «27» января 2023 г.

**РАБОЧАЯ ПРОГРАММА
ДИСЦИПЛИНЫ
ОУД.03 ИНОСТРАННЫЙ ЯЗЫК**
основной профессиональной образовательной программы среднего
профессионального образования – программы подготовки специалистов среднего
звена
по специальности: *43.02.16 Туризм и гостеприимство*
Квалификация: *специалист по туризму и гостеприимству*
год начала подготовки: *2023*

Разработчики:

должность	ученая степень и звание, ФИО
<i>преподаватель</i>	<i>к.фил.н. Кичаева У.А.</i>

Рабочая программа согласована и одобрена руководителем ППСЗ:

должность	ученая степень и звание, ФИО
<i>преподаватель</i>	<i>к.ф.н. Курбанова А.М.</i>



СОДЕРЖАНИЕ

- 1 Общая характеристика рабочей программы дисциплины**
- 2 Структура и содержание учебной дисциплины**
- 3 Методические указания по проведению практических занятий/лабораторных работ/семинаров, занятий в форме практической подготовки (при наличии), и самостоятельной работе**
- 4 Фонд оценочных средств дисциплины**
- 5 Условия реализации программы дисциплины**
- 6 Информационное обеспечение реализации программы**



1. ОБЩАЯ ХАРАКТЕРИСТИКА РАБОЧЕЙ ПРОГРАММЫ ДИСЦИПЛИНЫ

ОУД.03 «Иностранный язык»

1.1 Место дисциплины в структуре основной образовательной программы:

Учебная дисциплина «Иностранный язык» является обязательной частью общеобразовательного цикла основной профессиональной образовательной программы в соответствии с ФГОС по специальности 43.02.16 Туризм и гостеприимство.

1.2 Цель и планируемые результаты освоения дисциплины:

Содержание программы учебной дисциплины «Иностранный язык» направлено на достижение следующих **целей**:

- формирование представлений об английском языке как о языке международного общения и средстве приобщения к ценностям мировой культуры и национальных культур;
- формирование коммуникативной компетенции, позволяющей свободно общаться на английском языке в различных формах и на различные темы, в том числе в сфере профессиональной деятельности, с учетом приобретенного словарного запаса, а также условий, мотивов и целей общения;
- формирование и развитие всех компонентов коммуникативной компетенции: лингвистической, социолингвистической, дискурсивной, социокультурной, социальной, стратегической и предметной;
- воспитание личности, способной и желающей участвовать в общении на межкультурном уровне;
- воспитание уважительного отношения к другим культурам и социальным субкультурам.

Цели и задачи дисциплины – требования к результатам освоения дисциплины «Иностранный язык»:

развитие иноязычной коммуникативной компетенции (речевой, языковой, социокультурной, компенсаторной, учебно-познавательной):

речевая компетенция – совершенствование коммуникативных умений в четырех основных видах речевой деятельности (говорении, аудировании, чтении и письме); умений планировать свое речевое и неречевое поведение;

языковая компетенция – овладение новыми языковыми средствами в соответствии с отобранными темами и сферами общения: увеличение объема используемых лексических единиц; развитие навыков оперирования языковыми единицами в коммуникативных целях;

социокультурная компетенция – увеличение объема знаний о социокультурной специфике страны/стран изучаемого языка, совершенствование умений строить свое речевое и неречевое поведение адекватно этой специфике, формирование умений выделять общее и специфическое в культуре родной страны и страны изучаемого языка;

компенсаторная компетенция – дальнейшее развитие умений объясняться в условиях дефицита языковых средств при получении и передаче иноязычной информации;

учебно-познавательная компетенция – развитие общих и специальных учебных умений, позволяющих совершенствовать учебную деятельность по овладению иностранным языком, удовлетворять с его помощью познавательные интересы в других областях знания;

развитие и воспитание способности и готовности к самостоятельному и непрерывному изучению иностранного языка, дальнейшему самообразованию с его помощью, использованию иностранного языка в других областях знаний; способности к



самооценке через наблюдение за собственной речью на родном и иностранном языках; личностному самоопределению в отношении будущей профессии; социальная адаптация; формирование качеств гражданина и патриота.

Освоение содержания учебной дисциплины «Иностранный язык» обеспечивает достижение студентами следующих **результатов**:

• **личностных:**

- сформированности ценностного отношения к языку как культурному феномену и средству отображения развития общества, его истории и духовной культуры;
- сформированности широкого представления о достижениях национальных культур, о роли английского языка и культуры в развитии мировой культуры;
- развитие интереса и способности к наблюдению за иным способом мировидения;
- осознание своего места в поликультурном мире; готовность и способность вести диалог на английском языке с представителями других культур, достигать взаимопонимания, находить общие цели и сотрудничать в различных областях для их достижения; умение проявлять толерантность к другому образу мыслей, к иной позиции партнера по общению;
- готовность и способность к непрерывному образованию, включая самообразование, как в профессиональной области с использованием английского языка, так и в сфере английского языка;

• **метапредметных:**

- умение самостоятельно выбирать успешные коммуникативные стратегии в различных ситуациях общения;
- владение навыками проектной деятельности, моделирующей реальные ситуации межкультурной коммуникации;
- умение организовать коммуникативную деятельность, продуктивно общаться и взаимодействовать с ее участниками, учитывать их позиции, эффективно разрешать конфликты;
- умение ясно, логично и точно излагать свою точку зрения, используя адекватные языковые средства;

• **предметных:**

- сформированности коммуникативной иноязычной компетенции, необходимой для успешной социализации и самореализации, как инструмента межкультурного общения в современном поликультурном мире;
- владение знаниями о социокультурной специфике англоговорящих стран и умение строить свое речевое и неречевое поведение адекватно этой специфике; умение выделять общее и различное в культуре родной страны и англоговорящих стран;
- достижение порогового уровня владения английским языком, позволяющего выпускникам общаться в устной и письменной формах как с носителями английского языка, так и с представителями других стран, использующими данный язык как средство общения;
- сформированность умения использовать английский язык как средство для получения информации из англоязычных источников в образовательных и самообразовательных целях.



2. СТРУКТУРА И СОДЕРЖАНИЕ УЧЕБНОЙ ДИСЦИПЛИНЫ

2.1. Объем учебной дисциплины и виды учебной работы

Вид учебной работы	Объем в часах
Объем образовательной программы учебной дисциплины	117
<i>в т.ч. в форме практической подготовки (если предусмотрено)</i>	117
в т. ч.:	
теоретическое обучение	*
лабораторные работы <i>(если предусмотрено)</i>	*
практические занятия <i>(если предусмотрено)</i>	117
курсовая работа (проект) <i>(если предусмотрено для специальностей)</i>	не предусмотрено
контрольная работа <i>(если предусмотрено)</i>	
Самостоятельная работа ¹	-
Промежуточная аттестация ДФК – 1 семестр Диф.зачет – 2 семестр	

¹Самостоятельная работа в рамках образовательной программы планируется образовательной организацией в соответствии с требованиями ФГОС СПО в пределах объема учебной дисциплины в количестве часов, необходимом для выполнения заданий самостоятельной работы обучающихся, предусмотренных тематическим планом и содержанием учебной дисциплины.



2.2. Тематический план и содержание учебной дисциплины ОУД.03 ИНОСТРАННЫЙ ЯЗЫК
(наименование)

Наименование разделов и тем	Содержание учебного материала и формы организации деятельности обучающихся	Объем часов	Уровень усвоения
1	2	3	4
Тема 1. Introductory Unit. Welcome to English!	1. Цели и задачи изучения учебной дисциплины «Английский язык». Английский язык как язык международного общения и средство познания национальных культур. Роль английского языка при освоении профессий СПО и специальностей СПО. Алфавит. Повторение. Лексический материал "Внешность и характер человека" Warm -up - draw a family tree Вводный тест 1	4	1 2
	2. Повторение: транскрипция, правила чтения. Суффиксы. Существительные. Множественное число существительных. Спряжение глагола To be.	2	1 2
	Практическое занятие 1: 1. Welcome to English! Lexical exercises Grammar exercises	2	3
Тема 2. A United Family Is the Best Treasure	1. Введение лексического материала по теме. 1. Формы приветствий (Greetings). Формы знакомства (Meeting). Формы прощания (Say Good-Bye). 2. Warm -up: - draw a family tree 3. Конспект - The Present Simple (positive, negative, question, adverbs) 4. No man is an island - reading and translating 5. Essay /speaking- my family 6. Glossary - family	2	1 2
	2 Present Simple. наречия, показатели времени.	2	1 2



	Практическое занятие 2: A United Family Is the Best Treasure Lexical exercises Grammar exercises	2	2
Тема 3. There Is no Place like Home	1. Конспект - there is/ there are (positive, negative, question) Glossary - home	2	2
	2. So many men so many minds - reading and translating Essay /speaking- my flat/ my home Рассказ на тему «Дом моей мечты»	2	2
	Практическое занятие 3: 3. There Is no Place like Home Lexical exercises Grammar exercises	2	3
Тема 4.			



What do college students do?	1.	Конспект - Cardinal and ordinal numerals. Fractions. Years. Dates. Time. Time prepositions. Glossary - working day Alexander's working day - reading and translating Speaking- my working day	2	1 2
	2.	Местоимения. Личные местоимения в именительном и объектном падеже.	2	1 2
	Практическое занятие 4: 4. What Do College Students Do? Lexical exercises Grammar exercises		2	2 3
Тема 5. Dream classroom				
	1.	Конспект - The plurals of nouns. The prepositions of place and direction. Glossary - college	2	1 2
	2.	Beyond our dreams - reading and translating Dialogue - about college Рассказ о любимом кабинете в колледже	4	2
	Практическое занятие 5 A Dream Classroom Lexical exercises Grammar exercises		2	2
Тема 6. What's Your Hobby?	Содержание учебного материала			



	1.	Warm up - names of hobby Конспект - Infinitive and gerund Glossary - hobby Dialogue / writing - my hobby Project 1 - Discovering Celebrity Life	4	1 2
	2	Отработка грамматических навыков: Инфинитив и герундий. Написание электронных писем	2	2
	Практическое занятие 6: What's Your Hobby? Lexical exercises Grammar exercises		2	2 3
Тема 7. How do I get there?	1.	Конспект - Special questions. Adverbs and expressions of place and direction	2	1 2
	2.	Glossary - direction		
	3.	Reading		
	4.	Speaking		
	5.	Writing - how do get to: college, famous place in your town, cinema, pharmacy, bank, post office		
	6.	Why we drive on the left in the UK - reading and translating	2	2
	7.	Project 2 - p. 81		
	Практическое занятие 7: How Do I Get There? Lexical exercises Grammar exercises		2	2
	1 семестр (ДФК) ИТОГО:48 часов			
Тема 8. Eating traditions	1.	Warm up - names of products	2	1 2
	1.	Конспект - Countable and uncountable nouns. <i>A lot of, much, many, few, a few, little, a little</i>		
	2.	Glossary - meal		



	23.	British meal - reading and translating	2	1
	4.	Speaking about favorite dishes		
	5.	Essay about national meals	2	2
	6.	Тест . Исчисляемые и неисчисляемые существительные		
	Практическое занятие 8: Eating Traditions Lexical exercises Grammar exercises		2	2
Тема 9. Shops and shopping	1.	Конспект - <i>Indefinite pronouns</i> Glossary - shopping What do shops offer - reading and translating	2	1 2
	2.	Speaking about shopping Writing - make a shopping list Рассказ о своем отношении к покупателям.	2	1 2
	Практическое занятие 9: Shops and Shopping Lexical exercises Grammar exercises		2	2 3
	2.	Warm up - names of sports	2	1
Тема 10. Sports	3.	Конспект - Degrees of comparison of adjectives		2
	24.	Glossary - sports	2	1
	5.	Sports and games - reading and translating		2
	6.	Speaking/writing about favorite sport		
	7.	Рассказ о своем отношении к спорту.		

1.



	Практическое занятие 10: Sports on Land, in Water, in the Air Lexical exercises Grammar exercises	2	2
Тема 11. What are You Doing Now?	Содержание учебного материала 4 часа		
	11. Конспект - Present Continuous and to be going to (positive, negative, question, adverbs) 2. Glossary - travelling 3. Essay about last travelling 4. Project 2 - planning a bus tour 5. Время Present Continuous 6. Planning a trip - reading and translating	2	1 2
	Практическое занятие 11: What are You Doing Now? Lexical exercises Grammar exercises	2	2
Тема 12. Moscow: its Past and Present	11. Warm up - sights of Moscow 2. Конспект - Past Simple and used to (positive, negative, question, adverbs) 3. Glossary : Moscow: forever young and beautiful - reading and translating	2	2
	24. Speaking about sights in your town 5. Essay - history of Moscow	2	2
	Практические занятия 12: Moscow: Its Past and Present Lexical exercises Grammar exercises	2	2
	Тема 13.		



Russia	1.1.	Конспект - Future Simple (positive, negative, question, adverbs)	2	1
	2.	The political system of Russia - reading and translating <i>The Political System of Russia</i>		2
	2.	Рассказ об интересных фактах о России.	2	2
		Практическое занятие 13: “Russia – our beloved country Lexical exercises Grammar exercises	2	2
Тема 14. A Glimpse of Britain	1.1.	Конспект - <i>the passive and active voice</i>	2	1 2
	2.2.	Some facts about UK - reading and translating Рассказ об интересных фактах о Великобритании.	2	2
			Практическое занятие 14 A Glimpse of Britain Lexical exercises Grammar exercises	2
Тема 15. Customs, Traditions, Superstitions	1.1.	Развитие грамматических навыков- <i>Past Simple and used to (positive, negative, question, adverbs)</i> .Articles With Geographic Names Тест : Артикли	2	1 2
	2.	Рассказ о традиционном русском празднике или обычае.		
			Практическое занятие 15. Customs, Traditions, Superstitions Lexical exercises Grammar exercises	2
Тема 16.				



The Countryside or the Big City?	11. Конспект - Past Simple and used to (positive, negative, question, adverbs)	2	2
	2. Glossary 3. The Countryside or the Big City(введение лексического материала) 4. Essay - history of Moscow 5. Проектная работа «Информационный сайт»		
	Практическое занятие 16: The Countryside or the Big City? Lexical exercises Grammar exercises	2	3
Тема 17. The Olympic Movement	1. Время Present Perfect, Past Perfect Рассказ о своих впечатлениях об Олимпийских Играх-2014	2	2
	Практическое занятие 17: The Olympic Movement Lexical exercises Grammar exercises	2	3
Тема 18. Art and Culture	16. Конспект, развитие грамматических навыков Modal Verbs Glossary . Рассказ о своем любимом виде искусства.	2	2
	Практическое занятие 18: Art and Culture Lexical exercises Grammar exercises		
Тема 19. Wonders of the World	17. Конспект, развитие грамматических навыков Conditional Sentences Glossary . Рассказ об одном из чудес света.	2	2
	8. Практические занятия: Wonders of the World	2	2



	Lexical exercises Grammar exercises			
Тема 20. Man and Nature			2	
	1.	Конспект, развитие грамматических навыков The Sequence of Tenses Glossary Рассказ о своем отношении к проблемам экологии.	2	2
	Практическое занятие 20: Man and Nature Lexical exercises Grammar exercises		2	2
Тема 21. The Way into a Career	Содержание учебного материала 6 часов			
	1.	Лексический материал по теме. Описание профессии. Мое рабочее место. Описание рабочего места, название предметов. Оборудование. Введение и отработка грамматического материала: употребление модальных глаголов. Проектная работа «Выбор карьеры» Рассказ о выбранной профессии.	4	1 2
	Практическое занятие 21: The Way into a Career Lexical exercises Grammar exercises		2	2 3
Дифференцированный зачет				
Всего:				117

Для характеристики уровня освоения учебного материала используются следующие обозначения:

- 1 ознакомительный (узнавание ранее изученных объектов, свойств);
- 2 репродуктивный (выполнение деятельности по образцу, инструкции или под руководством)
- 3 продуктивный (планирование и самостоятельное выполнение деятельности, решение проблемных задач)



3. Методические указания по проведению практических занятий/лабораторных работ/семинаров, занятий в форме практической подготовки (при наличии), и самостоятельной работе

Методические указания предназначены для обучающихся изучающих учебную дисциплину «Иностранный язык», могут использоваться как на учебных занятиях, которые проводятся под руководством преподавателя, так и для самостоятельного выполнения практических работ, предусмотренных рабочей программой во внеаудиторное время.

Целью практических работ по дисциплине «Иностранный язык» является проведение практических занятий и овладение фундаментальными знаниями, профессиональными умениями и навыками по профилю изучаемой дисциплины, закрепление и систематизация знаний, формирование умений и навыков и овладение опытом творческой, исследовательской деятельности.

Практические занятия содержат тематические текстовые материалы, упражнения на расширение словарного запаса и образование потенциального профессионального словаря, грамматические таблицы, тренировочные задания для активизации знаний грамматических форм и синтаксических оборотов.

Задачи практических занятий:

- обобщить, систематизировать, углубить, закрепить полученные знания по изучаемым темам;
- формировать умения применять полученные знания на практике;
 - выработать при решении поставленных задач таких профессионально значимых качеств, как самостоятельность, ответственность, точность, творческая инициатива.

Практические занятия позволяют:

- формировать у студентов навыки устной речи по профессиональной тематике;
- развивать потребность и умение пользоваться справочной литературой;
- развивать умение высказываться целостно, как в смысловом, так и в структурном отношении;
- развивать навыки чтения с полным пониманием основного содержания текста;
- активизировать знание грамматических форм и синтаксических оборотов, употребительных в специальной литературе.


В результате изучения в соответствии с ФГОС студент должен

знать:

– лексический (1200-1400 лексических единиц) и грамматический минимум, необходимый для чтения и перевода (со словарём) иностранных текстов профессиональной направленности.

владеть:

- навыками разговорно-бытовой речи (нормативным произношением и ритмом речи) и применять их для повседневного общения;
- понимать устную (монологическую и диалогическую) речь на профессиональную тему;
- активно владеть наиболее употребительной грамматикой и основными грамматическими явлениями, характерными для профессиональной речи;
- знать основную терминологию специальности;
- читать и понимать со словарем специальную литературу по профилю профессии (специальности); владеть всеми видами чтения литературы разных функциональных стилей;
- владеть основами публичной речи, делать сообщения, доклады и презентации (с предварительной подготовкой);
- участвовать в обсуждении тем, связанных со специальностью (задавать вопросы и отвечать на вопросы).

	ФЕДЕРАЛЬНОЕ ГОСУДАРСТВЕННОЕ БЮДЖЕТНОЕ ОБРАЗОВАТЕЛЬНОЕ УЧРЕЖДЕНИЕ ВЫСШЕГО ОБРАЗОВАНИЯ «РОССИЙСКИЙ ГОСУДАРСТВЕННЫЙ УНИВЕРСИТЕТ ТУРИЗМА И СЕРВИСА»	СМК РГУТИС
		<i>Лист 16</i>

- иметь представление об основных приемах аннотирования, реферирования и перевода литературы по специальности.

Формы работы студентов включают в себя эссе, презентации, работа с конспектом лекции; составление таблиц для систематизации учебного материала; подготовка сообщений, составление тематического словаря и кроссвордов и др.

3.1. Тематика и содержание практических занятий

№ п/п	Наименование тем и содержание практических работ	
Вводно-корректирующий курс		
<p>Цели и задачи раздела:</p> <ul style="list-style-type: none"> - расширить объем лингвистических и культуроведческих знаний, навыков и умений, связанных с адекватным использованием языковых средств и правил речевого и неречевого поведения в соответствии с нормами, принятыми в странах изучаемого языка; - формировать умение высказывать свое мнение по теме; - формировать умение читать с полным пониманием прочитанного; - формировать творческий подход к самостоятельной работе; - активизировать употребление в речи известных лексических и грамматических знаний. <p><u>Студент должен знать:</u></p> <ul style="list-style-type: none"> - фразы делового этикета по изучаемому разделу. - степени сравнения имен прилагательных и наречий; - притяжательный падеж имен существительных и образование множественного числа имен существительных; - местоимения (личные, притяжательные, объектные, возвратные, указательные); - речевой оборот there is/are; - образование порядковых и количественных числительных, - типы вопросительных предложений; - видовременные формы глаголов в действительном залоге; <p><u>уметь:</u></p> <ul style="list-style-type: none"> - правильно строить утвердительные, вопросительные и отрицательные предложения; - употреблять глагольные формы действительного залога; - употреблять модальные глаголы и их эквиваленты; - читать и понимать тексты по темам раздела. 		
1.	<p>Вводно-ознакомительное практическое занятие Introductory Unit. Welcome to the Planet of English! Lexical exercises Grammar exercises</p>	
	<p style="text-align: center;">Основной курс</p> <ul style="list-style-type: none"> - формировать навыки чтения с умением извлекать необходимую информацию; - обучать применению знаний грамматики в беседе; - формировать умение кратко передавать содержание текста, обобщать информацию, полученную из разных источников; - формировать творческий подход к самостоятельной работе; - развивать умение студентов использовать внеязыковые средства, структуру текста, справочный аппарат (комментарии, сноски), прогнозировать содержание текста по предваряющей информации. <p><u>Студент должен знать:</u></p> <ul style="list-style-type: none"> - значение, произношение и орфографию новых лексических единиц по темам «Современный мир профессий», «Изучение иностранных языков», «Моя будущая профессия»; - отличительные особенности британского и американского вариантов 	



	<p>английского языка;</p> <ul style="list-style-type: none">- системы образования своей страны и стран изучаемого языка;- правила употребления времён активного и пассивного залогов;- причастие настоящего времени. Причастие прошедшего времени. Инфинитив и инфинитивные конструкции;- сослагательное наклонение в условных предложениях. Сослагательное наклонение «Iwish». <p><u>уметь:</u></p> <ul style="list-style-type: none">- рассказывать об известных людях в профессии;- составлять предложения, употребляя времена активного и страдательного залога группы простых времен;- высказываться о системе образования в России и странах изучаемого языка;- аргументировано объяснить значение знания английского языка в организации практической деятельности специалиста;- высказываться о получении профессии в колледже;- составлять доклады на изученные темы;- вести диалог-расспрос;- строить диалог с другом, используя выражения разговорного этикета по разным темам;- читать и понимать тексты по теме, используя знания лексики и грамматики.	
2.	Практическая работа 1 Unit 1. A United Family Is the Best Treasure Lexical exercises Grammar exercises	
3.	Практическая работа 2 Unit 2. There Is no Place like Home Lexical exercises Grammar exercises	
4.	Практическая работа 3 Unit 3. What Do College Students Do Lexical exercises Grammar exercise	
5.	Практическая работа 4 Unit 4. A Dream Classroom Lexical exercises Grammar exercises	
6.	Практическая работа 5 Unit 5. What's Your Hobby Lexical exercises Grammar exercises	
7.	Практическая работа 6 Unit 6. How Do I get There Lexical exercises Grammar exercises	
8.	Практическая работа 7 Unit 7. Eating Traditions Lexical exercises Grammar exercises	
9.	Практическая работа 8 Unit 8. Shops and Shopping Lexical exercises Grammar exercise	
10.	Практическая работа 9	



	Unit 9. Sports on Land, in Water, in the Air Lexical exercises Grammar exercises	
11.	Практическая работа 10 Unit 10. What are You Doing Now Lexical exercises Grammar exercises	
12.	Практическая работа 11 Unit 11. Moscow: Its Past and Present Lexical exercises Grammar exercises	
13.	Практическая работа 12 Unit 12. “Russia –our beloved country Lexical exercises Grammar exercises	
14.	Практическая работа 13 Unit 13. A Glimpse of Britain Lexical exercises Grammar exercises	
15.	Практическая работа 14 Unit 14. Customs, Traditions, Superstitions Lexical exercises Grammar exercises	
16.	Практическая работа 15 Unit 15. The Country side or the Big City Lexical exercises Grammar exercises	
17.	Практическая работа 16 Unit 16. The Olympic Movement Lexical exercises Grammar exercises	
18.	Практическая работа 17 Unit 17. Art and Culture Lexical exercises Grammar exercises	
19.	Практическая работа 18 Unit 18. Wonders of the World Lexical exercises Grammar exercise	
20.	Практическая работа 19 Unit 19. Man and Nature Lexical exercises Grammar exercises	
21.	Практическая работа 20 Unit 20. The Way into a Career Lexical exercises Grammar exercises	

Содержание практических работ

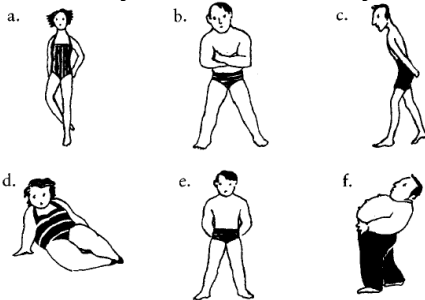
Introductory Unit.

Welcome to the Planet of English!

Lexical exercises

1. Соотнесите описания людей с их изображениями:

1. He isn't very tall. He's short and stocky.
2. She's tall and slim. She's got a lovely figure.
3. He's quite a big guy. He's quite well-built.
4. She's a bit overweight. She's quite plump, isn't she?
5. He's very fat. He's absolutely enormous.
6. He's very thin. He's so skinny.



2. На картинках даны отрывки текстов. Соотнесите отрывки (под буквами) с их источниками (под цифрами).

1. An extract from a novel.
 2. An extract from a newspaper report.
 3. An extract from the Guinness Book of Records.
 4. An advertisement in a lonely hearts section of a newspaper.
1. Отрывок из романа. 2. Выдержка из газетного репортажа. 3. Выдержка из Книги рекордов Гиннеса. 4. Объявление в газете "Одинокие сердца".

a. **Small, slim, blue-eyed blonde, GSH, early 30's
WLTM hunky male 28-38
for fun and friendship. Call
me on 09765-567892.**

b. **The first man was small and wiry, with sharp, strong features. Behind him walked his opposite, a huge man, with wide shoulders; and he walked heavily, dragging his feet a little, the way a bear drags his paws.**

d. **The tallest man in medical history is Robert Pershing Wadlow who was born on 22nd February 1918 in Illinois, USA, and who died on 15th July 1940 in Michigan. He was last measured on 27th June 1940 and was found to be 272cm tall.**



с.

The police are looking for a man of average height and medium build in his mid-twenties. He was last seen wearing a dark green or grey anorak.

3. Поставьте в предложения следующие словосочетания:

long nails

big feet

lovely complexion

hairy chest

bad skin

deep voice

long legs

thin legs

1. Size 12! Are these your shoes? You've got _____, haven't you?

2. You've got such _____. Would you like to move the seat back a bit?

3. I've never seen you in shorts before. You've got such _____. You should go running and try to build up them up a bit!

4. My boyfriend's got a really _____. It's like being with a gorilla.

5. You've got such lovely _____. Are they real?

6. He's got such a _____. I find it very sexy when he speaks to me on the phone.

7. Keith's new girlfriend must spend a fortune on face cream to have such a _____.

8. Poor Tim. He's had really _____ since he was 13.

4. Вместо пропусков поставьте данные в скобках слова.

1. He's a _____, _____ man with _____, _____ hair.

(short, tall, fair, good-looking)

2. She's a _____, _____ woman with _____ hair.

(tall, long, thin)

3. I've got _____, _____ hair and I'm tall and very _____.

(thin, straight, black)

4. She's very _____ with a _____ tan and _____ hair.

(blonde, lovely, good-looking, long)

5. I wouldn't describe my husband as _____, _____ and _____! Short, overweight, and going thin on top is more accurate!

(handsome, dark, tall)

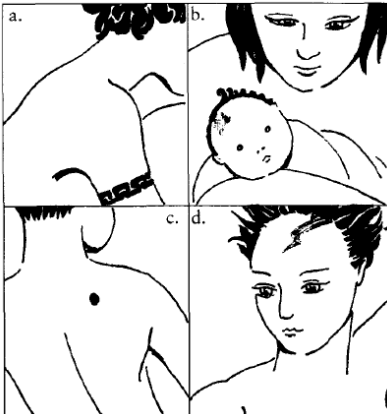
5. Соотнесите предложения с картинками:

1. The accident left a scar on his forehead.

2. He's got a birthmark on his head.

3. I've just had a tattoo done.

4. He's got a mole on his back.



Grammar exercises

1. Глагол **to be** поставить в нужную форму - am / is / are. Где-то понадобятся полные формы, где-то – сокращенные.

1. you ready?
2. Where you from?
3. they married?
4. She' Italian.
5. How old she?
6. Why you so sad?
7. They' from Japan.
8. What class you in?
9. it cheap?
10. Why you late?
11. We' excited about the trip.

2. Заменить существительное на нужное местоимение. Глагол **to be** как таковой здесь нам не нужен. Наша задача в другом – научиться видеть, какие местоимения прячутся за существительными.

Example:

my dog = it

1. France =
2. France and Germany =
3. Your parents =
4. Your mother =
5. My new shoes =
6. My new car =
7. Mary =
8. Mary and her husband =

9. Mary's husband =
10. Mary's children =
11. Your new job =
12. Your new girlfriend =
13. My old friends =

3. Глагол to be поставить в нужную форму. При этом придется подумать, какое местоимение прячется за существительным.

1. Where Jack from?
2. Where Jack and Kate from?
3. How old your father?
4. Why these jeans so expensive?
5. What color your car?
6. Russia a really big country.
7. How big your country?
8. Why these sentences so simple?
9. How you today?
10. Me and my friends students.
11. How much this postcard?
12. What' your name?
13. What' your father's name?
14. your family big?
15. Swiss chocolate very famous all over the world.
16. Swiss watches famous, too.
17. this car German?

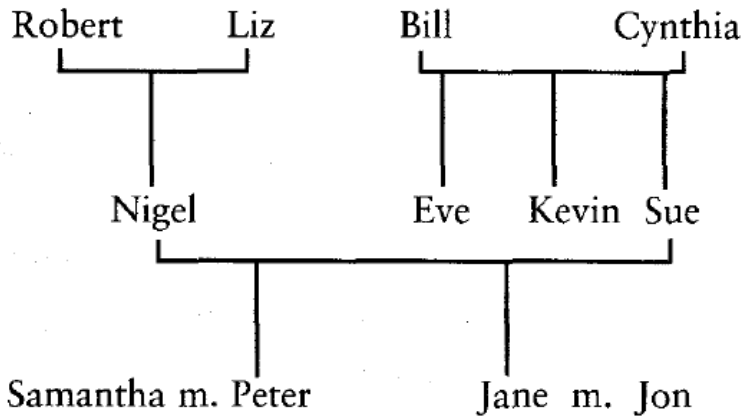
Практическая работа 1
A United Family Is the Best Treasure
Lexical exercises

1. Вставьте подходящие по смыслу слова.

1. Your parents' parents are your ___ and your ___ .
2. Your father's brother and sister are your ___ and your ___ .
3. Your aunt's and uncle's children are your ___ .
4. Your brother's son and daughter are your ___ and your ___ .
5. Your children's children are your ___ and your ___ .

Родственники со стороны мужа или жены объединяются одним термином in-laws. Так, чтобы назвать брата со стороны мужа или жены, необходимо к слову brother добавить in-law, чтобы получилось brother-in-law.

2. Посмотрите на картинку и определите, кто есть кто в семье.



1. Nigel's mother-in-law is ...
2. His father-in-law is ...
3. His brother-in-law is ...
4. His sister-in-law is ...
5. His son-in-law is ...
6. His daughter-in-law is ...

Существуют различные типы семей. Вот они:

- a. a nuclear family
- b. an extended family
- c. a single-parent family
- d. a couple who adopted a child
- e. a couple with no children

3. Прочтите описание семей и определите, к какому типу они относятся.

1. We're married with three kids. Our eldest son, Simon, has just started secondary school, our daughter, Lisa, is eight and our youngest son, Luke, is only five.
2. We've only been married for a year. We're not planning to start a family just yet.
3. I'm a single mum. I bring up my son Josh on my own. Josh doesn't mind being an only child but I think he'd like a brother or sister one day.
4. We share the house with my mother and father and my wife's sister and her kids. Everyone helps to look after all the children.
5. We couldn't have children of our own so we decided that adoption was the only answer. Lily came to live with us two years ago. She seems very happy at the moment but we realize that she might want to find her real mother one day.

4. Вставьте в предложения следующие слова и фразы:

- the whole family
- a very close family
- a big family
- family tree
- a big family reunion

1. I come from I've got four brothers and two sisters.
2. We're We see each other almost every day and if ever I'm in trouble, I know I can turn to one of them for help.
3. It's my son's eighteenth birthday next week. We're hoping to get ... together.
4. My wife and I are celebrating our 40th wedding anniversary soon. We're planning to have
5. When I was researching my I found out that my great-great-grandfather came over to England from Ireland 120 years ago.



5. Заполните пропуски следующими глаголами в нужной грамматической форме: tell, look, run, get, take.

- She.....just like her mother.
- She's.....her father's nose.
- He.....after his father.
- It.....in the family.
- You can't.....them apart.

Grammar exercises

1. В этом упражнении нужно решить, нужно ли добавлять к глаголу в скобках –s или нет, и вписать правильную форму глагола.

- The gallery (open) at 8.
- Your girlfriend (seem) nice.
- Why do they (argue) all the time?
- Me and my mum often (go) shopping together.
- Where does he (live)?
- She usually (have) breakfast at home.
- My colleague (speak) five languages fluently.
- Do your parents (help) you financially?
- Lady Gaga (wear) weird clothes.
- What time does the concert (start)?
- Madonna (do) yoga.
- My cat (sleep) all the time.
- When does he (do) exercise?
- Jack is crazy about TV series, he (watch) them non-stop.
- My boyfriend and I (travel) a lot.

2. Потренировать вопросы и вопросительные слова. Напишите вопрос к выделенной фразе.

Example:

I wake up **at 7am.**

What time do you wake up?

1. Ellen lives **in that house.**

2. The match finishes **at 9pm.**



3. We go to the cinema **at weekends**.
4. I phone my mum **once a week**.
5. Pam and Nick have **3** children.
6. They listen to **pop** music.
7. My boss goes on holiday **four times a year**.
8. I don't like chocolate **because it's too sweet for me**.
9. Nancy plays the guitar **very well**.
10. We normally go to bed **at midnight**.
11. It takes me **30 minutes** to get to work.
12. My dad **always** drinks coffee in the morning.

13. Before I start work, I check my email.

14. My surname is Beaver. B-E-A-V-E-R.

15. I drink 2 liters of water a day.

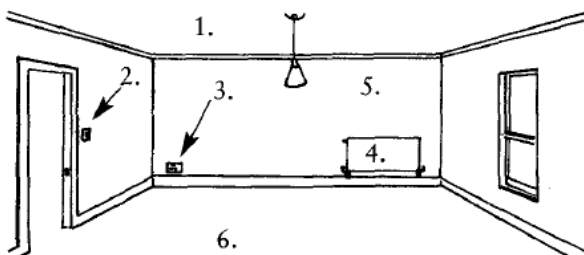
3. Послушайте короткий рассказ и заполните предложения. Не забудьте, что везде нужно будет добавить –s к глаголам.

He _____ at five fifteen every morning and _____. Then, after he _____ and a quick breakfast, he _____ to work. He usually _____ on the subway. He _____ at seven in the morning, and he usually _____ until eight at night. After he _____, he _____. Then he _____ before bed. He usually _____ about eleven o'clock.

**Практическая работа 2.
There Is no Place like Home
Lexical exercises**

1. Соотнесите части комнаты с их названиями:

ceiling
power point
light switch
radiator
wall floor



2. Подберите к началам предложений соответствующие окончания:

1. You relax and watch TV
2. You cook
3. You eat your dinner
4. You sleep
5. You have a shower
6. You put up guests

- in the bathroom
- in your bedroom
- in the living room / lounge
- in the dining room
- in the spare room
- in the kitchen

3. Вставьте слова в текст:

tenants, deposit, furnished, advance, landlord, share


When I was a student, I decided to (1) ____ a flat with a couple of good friends. We didn't have any stuff of our own, so we tried to find a nice (2) ____ flat. We soon found somewhere that we all liked and we decided to take it. We had to pay a (3) ____ of £500 and one month's rent in (4) ____ – a total of £1,000. We were lucky because the previous (5) ____ had left the place really clean and tidy, so we moved in the next day. Our (6) ____ said we could paint the rooms if we wanted to, so I painted mine bright red!

4. Соедините части слов и переведите их.

Arm	pet	
Book	cleaner	
Kit	set	
Ward	board	
Cup	room	
Car	case	
Bath	chair	
TV	room	
Vacuum	chen	
Living	ment	
Apart	robe	

5. Соотнесите предметы с их названиями:

bookcase, blind, curtain, ornament, stereo system, television, lamp, picture, mantelpiece, clock, fireplace, dining chair, sofa, carpet, coffee table, armchair, rug, dining table, cushions, remote control



6. Соотнесите начала предложений и окончания:

1. What a
2. Come in and
3. Would you like
4. Black
5. These cakes look
6. I'd rather
7. Where's
8. Make yourselves
9. Can I take



- a. at home.
- b. have tea, actually.
- c. lovely house!
- d. your jackets?
- e. sit down.
- f. delicious.
- g. or white?
- h. some coffee?
- i. your too?

Grammar exercises

1. Вставьте *is* или *are* и переведите предложения.

1. There ... many old trees in the park.
2. There ... children under the trees.
3. There ... a lake in the park.
4. There ... boats on the lake.
5. There ... woman in the boat.
6. There ... a glass on the table.
7. There ... a cup of coffee on the coffee-table.
8. There ... flowers in the vase.
9. There ... seven bottles under the table.
10. There ... a water-melon in the fridge.

2. Составьте предложения из слов.

1. five, there, in the park, children, are
2. on the, there, a cat, is sofa
3. little, balls, there, three, are, floor, on, the
4. big, dog, in the, there, hall, is
5. a cake, in the, there, picture, is.

3. Поставьте в множественное число.

1. There is a bicycle near the tree.
2. There is a book on the table.
3. There is a sweet in the box.
4. There is a bird in the cage.
5. There is a pear on the dish.

4. Вставьте *there is* / *there are* в соответствующей форме.

1. Look! _____ their telephone number in the letter.
2. Chester is a very old town. _____ many old buildings there.
3. Excuse me, _____ a restaurant near here?
4. How many students _____ in your group?
5. I was hungry but _____ anything to eat.
6. _____ a football match on TV last night.
7. _____ many people at the meeting?
8. Look! _____ an accident. Call the ambulance!
9. _____ 24 hours in a day.
10. This box is empty. _____ nothing in it.
11. _____ somebody at the airport to meet you when you arrive tomorrow.
12. When we arrived at the cinema _____ a lot of people outside.

Практическая работа 3. What Do College Students Do? Lexical exercises

1. Соотнесите названия школьных предметов и их определений:



- a. history
- b. music
- c. maths
- d. economics
- e. physics
- f. chemistry
- g. biology
- h. IT (information technology)
- i. geography
- j. art

- 1. The study of plant, animal and human life.
- 2. The study of the world's physical features, climate, populations etc.
- 3. The study of the past.
- 4. The study of painting and drawing.
- 5. How to use computers.
- 6. The study of heat, sound, electricity etc.
- 7. Arithmetic, algebra, geometry, calculus etc.
- 8. The study of elements and how they combine and react.
- 9. The study of financial systems.
- 10. Playing instruments and singing.

2. Вставьте следующие глаголы в пропуски в правильной форме:

resit, pass, fail, revise

A: Hi Tara, I'm so happy. I (1) ___ all my exams. I even got a grade A in English!

B: I didn't do too badly, but I (2) ___ biology. That means I'll have to (3) ___ it next term.

A: Oh no, I'm so sorry. You spent ages on biology, didn't you? What happened?

B: Well, I guess I just didn't (4) ___ hard enough. Perhaps I'll get it next time.

3. Вставьте следующие слова в пропуски:

passed

sat

doing

primary

secondary

university

graduated

got

applied

nursery

college

degree

When I was very young I went to a playgroup and then a (1) ___ school. When I was five, I started at the local (2) ___ school.

School is compulsory in Britain for everybody between five and sixteen years old, but in lots of other countries children don't start until they are seven.

My primary school was mixed, but when I was eleven, I went to an all-boys (3) ___ school. My favourite subjects were maths and English. After five years at secondary school, I decided to go to sixth form (4) ___.

In my last year in the sixth form I (5) ___ exams in four subjects – maths, physics, chemistry, and geography. I (6) ___ them all and (7) ___ A grades in maths and physics.

I (8) ___ for a place at (9) ___ to study astronomy. It was a three-year (10) ___ course. I (11) ___ with first class honours. I thought about (12) ___ a postgraduate degree, but decided it was time to get a job and earn some money.

4. Соотнесите слова и их определения:

- 1. classroom
- 2. hall



3. playground
 4. gym
 5. playing fields
 6. staff room
 7. chemistry / physics lab
 8. library
- a. where you play football and other sports
 - b. the teachers' room
 - c. where students go during breaks
 - d. a quiet place to read or look things up
 - c. where you have most of your lessons
 - f. a special room where you can do experiments
 - g. a big room where the whole school can meet for assembly
 - h. where you do PE

5. Вставьте слова в пропуски:

grade, rules, strict, discipline, hour, uniform, period, test

School was very different when I was young. We all had to wear a school (1) _____. There were lots of (2) _____ and the teachers were very (3) _____. We had to stand up whenever a teacher came into the room. Once a week we had a (4) _____ and anybody who got a (5) _____ D or E had to do extra work during the lunch (6) _____. My favourite subject was art, but we only had that for one (7) _____ a week. Schools are more relaxed nowadays, but when you look at the problems in society, I think perhaps we should bring back some of the (8) _____.

6. Разделите следующие фразы на две группы:

- a. work hard.
- b. always do your homework.
- c. get into trouble a lot.
- d. play around in class.
- e. pay attention all the time.
- f. pick things up really quickly.
- g. skip lessons.

1. If you ARE GOOD at school, you:

.....

2. If you AREN'T a good student, you:

.....

7. Соотнесите работников школы с их функциями:

head teacher

head of department

PE teacher

learning support assistant

caretaker




librarian

deputy head

lab technician

1. I teach football and hockey and other sports.
2. I run the English department.
3. I provide extra help in the classroom.
4. I make sure the doors are locked at night.
5. I'm the boss!
6. I'm in charge of the library.
7. I'm number 2!
8. I help the science teachers prepare their experiments.

8. Соотнесите выражение и картинку. Запишите перевод.

1. get up	  
2. wash	
3. have breakfast	
4. go to school	
5. go home	
6. do homework	
7. have supper	
8. watch TV	
9. go for a walk	
10. read	
11. go to bed	

Grammar exercises

1. Напишите порядковое числительное.

5 th	4 th
7 th	16 th
9 th	27 th
1 st	38 th
3 rd	82 nd
19 rd	31 nd
85 rd	15 nd
14 rd	41 nd
53 rd	63 nd
80 rd	74 nd
20 rd	59 nd
45 rd	35 nd
24 rd	12 nd
96 rd	11 nd
10 rd	13 nd

2. Найдите пары: слова из первого столбика и соответствующие цифры из второго.

Например: 1=d

- | | |
|-----------------|--------|
| 1. seventy-two | a) 31 |
| 2. thirteen | b) 11 |
| 3. fifty-six | c) 660 |
| 4. eighty | d) 72 |
| 5. eighteen | e) 315 |
| 5. twenty-three | f) 100 |
| 6. eleven | g) 13 |



- | | |
|----------------------------------|--------|
| 7. ninety | h) 49 |
| 8. twelve | i) 925 |
| 9. twenty | j) 18 |
| 10. nineteen | k) 80 |
| 11. forty-nine | l) 504 |
| 12. onehundred | m) 217 |
| 13. thirty-one | n) 410 |
| 14. four hundred and ten | o) 90 |
| 15. six hundred and sixty | p) 56 |
| 16. five hundred and four | q) 23 |
| 17. nine hundred and twenty-five | r) 20 |
| 18. two hundred and seventeen | s) 19 |
| 19. three hundred and fifteen | t) 12 |

3. Напишите указанные в скобках даты словами.

Например: I was born on (13.05.1976). (Я родился) – I was born on the thirteenth of May, nineteen seventy-six.

My son was born on (02.12.2000).

Our dog was born on (21.08.2008).

My granddad was born on (23.06.1900).

My granny was born on (18.02.1910).

4. Решите пример и напишите ответ словами.

Например: twenty + fifty-eight = seventy-eight (20+58=78)

sixty-two + fourteen = ...

fifteen + two hundred and forty-six = ...

ninety + ten = ...

thirty-one + nineteen = ...

seventy-three + eighty-two = ...

three thousand one hundred and twelve + ninety-nine = ...

5. Напишите дроби словами.

Например: $5/6$ – fivesixths, $2/3$ – twothirds

$1/2$ 5. $9/10$

$5/8$ 6. $11/12$

$1/3$ 7. $2/5$

$4/7$ 8. $3/4$

6. Преобразуйте количественные числительные в порядковые.

Например: one (один) – the first (первый), thirty (тридцать) – the thirtieth (тридцатый), sixty-four (шестьдесят-четыре) – the sixty-fourth (шестьдесят четвертый)

two

eighty-three

seven hundred and sixteen

twelve

eleven

twenty-five

ninety-six

thirty-eight

ten

two thousand and nine

Lexical exercises

1. Найдите слова по теме. Выпишите и переведите их.

c	d	i	n	n	e	r	w	a	s	h
o	v	a	d	o	g	e	t	l	w	o
l	m	k	r	w	o		w	e	i	u
l	b	r	e	a	k	f	a	s	t	s
e	a	e	s	t	l	s	l	s	h	e
g	c	a	s	c	u	p	k	o	t	w
e	k	d	r	h	n	o	c	n	h	o
h	b	f	e	a	c	r	h	u	e	r
o	e	b	s	w	h	t	a	p	n	k
m	d	o	t	l	i	s	t	e	n	a
e	v	i	s	i	t	h	e	l	p	t

2. Скажите, что вы делаете каждый день, что вы делаете обычно, часто, иногда, редко, никогда.

Every day I

I usually

I often

I sometimes

I seldom

I never

3. Скажите, что вы любите и не любите делать.

I like

I don't like

4. Напишите, какой это предмет.

1. Pupils read different books and talk about writer and poets at the lessons of

2. Pupils learn foreign words, read texts and speak at the lessons of

3. Pupils run, jump, play games at the lessons of

4. Pupils count, do sums, solve equations at the lessons of

5. Pupils learn physical laws and do experiments at the lessons of

6. Pupils learn chemical laws and do experiments at the lessons of

7. Pupils learn about nature, plants and animals at the lessons of

8. Pupils learn about historical events and great people at the lessons of



9. Pupils learn about different countries and peoples at the lessons of

10. Pupils learn how to cook, sew, knit and do other things with their own hands at the lessons of

5. Напишите о своих школьных годах, используйте опоры.

My School Years

1. I studied at school number / in the village of

.....

2. At school we did many subjects:

.....

3. My favourite subject was/ subjects were

.....

4. Also I liked

.....

5. I was indifferent to

.....

6. I didn't like

.....

7. At school I had many/few friends, they were

.....

8. My class teacher was

.....

9. She / He was a teacher of

.....

10. My school years were happy / unhappy.

Grammar exercises

1. Поставьте множественное число существительных в скобках, обращая внимание на слова-исключения. Переведите предложения.

1. Sara is feeding ... (goose) in the garden.

2. ... (fish) live in water.

3. The ... (thief) broke the windows in the bank.

4. I have 60 ... (sheep) in my flock.

5. You should clean your ... (tooth) after meals.

6. My ... (child) hate cabbage soup.

7. My favourite fairy-tale is about ... (elf).

8. My ... (foot) always hurt after jogging in the park.

9. Those ... (person) are waiting for the manager.

10. Where are the ... (knife)?

11. Our ... (sportsman) are the best!

12. How many ... (woman) work in your office?

13. It's autumn, the ... (leaf) are falling down.

14. Let's cut this orange into ... (half).

15. We could hear ... (deer) wandering in the forest.

16. There are ... (mouse) in the kitchen.

17. Alice and I are wearing similar ... (dress) today.

18. I need ... (strawberry) for the cake.

2. Напишите единственное число следующих существительных:

Knives, mice, cities, faces, geese, matches, buses, children, oxen, datum, wives, flies, men, heroes, ladies, toys, teeth, toes, physics, villages.


3. Выберите из списка неисчисляемые существительные:

Room, boot, cheese, orange, cake, sweet, honey, salt, boy, friend, match, brush, window, money, soup, pen, spoon, sugar, bread, book.

4. Поставьте существительные в скобках в правильном числе:

More than one (day); twenty-one (day); a (pair) of shoes; two (pair) of shoes; four (dozen) buttons; the variety of (fish) in the aquarium; the Russian (people) are very hospitable; you must eat more (fruit); our (family) are all good chess-players.

5.



6. Образуйте множественное число существительных, обращая внимание на их окончания.

1. a sandwich (сэндвич)
2. a toy (игрушка)
3. a photo (фотография)
4. a city (город)
5. a bus (автобус)
6. a house (дом)
7. a tattoo (татуировка)
8. a phenomenon (феномен)
9. a housewife (домохозяйка)
10. a family (семья)
11. a life (жизнь)
12. a potato (картофель)
13. a bacterium (бактерия)
14. a church (собор)
15. a baby (ребенок)
16. a box (коробка)
17. a kiss (поцелуй)
18. a piano (фортепиано)
19. a medium (средство)
20. an oasis (оазис)

7. Образуйте множественное число существительных, сделав необходимые изменения во всем предложении.

Н-р: The child is from Mexico, he is 10 years old. (Ребенок из Мексики, ему 10 лет.) – The children are from Mexico, they are 10 years old. (Дети из Мексики, им по 10 лет.)

1. The woman liked the story. (Женщине понравилась история.)
2. The white mouse is in the box. (Белая мышь находится в коробке.)
3. The policeman is an American. (Полицейский – американец.)
4. His wife is a secretary. (Его жена – секретарь.)
5. This is a sandwich with butter and cheese. (Это бутерброд с маслом и сыром.)



6. He is my favourite actor. (Он – мой любимый актер.)
7. My friend is a student. (Мой друг- студент.)
8. There is a big fish in the river. (В реке большая рыба.)
9. The bookshelf is between the mirror and the sofa. (Книжная полка находится между зеркалом и диваном.)
10. I can see a sheep in the field. (Я вижу овечку в поле.)

**Практическая работа 5.
What's Your Hobby?
Grammar exercises**

1. Переведите на английский язык.

1. Я счастлив быть в Сан-Франциско. 2. Мне нужно работать сверхурочно. 3. Невозможно разговаривать по телефону с четырьмя людьми. 4. У тебя есть время помочь мне? 5. Шэрон хочет поехать в Канкун. 6. Питеру нужно еще время, чтобы закончить экзамен. 7. У меня нет времени смотреть телесериалы. 8. Я отказываюсь смотреть телесериалы. 9. Психологию трудно понять. 10. Фред хочет посетить Аляску.

2. Закончите следующие предложения, выбирая подходящий инфинитив из правой колонки.

1. San Francisco is a nice place __ a. to cook
2. The job of a teacher is __ students. b. to visit
3. It is very easy __ spaghetti. c to pay
4. Sharon wants __ to the beach. d. to teach
5. I need more money __ for my books. e. to go

3. Заполните пропуски, используя инфинитив или спрягаемый глагол там, где это требуется.

to need — to call — to make — to help — to go

Have you ever made plans for a vacation? There are many things to do ahead of time. For example, it's important (1) __ hotel reservations. It is also essential (2) __ the airline to make sure your flights are arranged. You also (3) __ to take appropriate clothing for the climate of your destination. Sometimes, it is a good idea (4) __ to a travel agent. They can (5) __ you solve any problems related to your trip.

4. Чтобы закончить предложения, вставьте слова из правой колонки.

1. The __ includes Saturday and Sunday a. sitcom
2. Basketball and baseball are both __ b. happy
3. She wasn't sad. She was very __ c weekend
4. A __ is a show that makes people laugh d. sports
5. A __ has many actors and actresses e. soap opera

**Практическая работа 6.
How Do I Get There?
Lexical exercises**

1. Заполните пропуски предложениями места и направления.

1. The children are playing ... the garden.
2. Yesterday I saw a friend of mine standing ... the bus station.
3. My brother is a student. He is ... University.
4. There are a lot of books ... the library.
5. We heard a bird singing ... the tree.
6. You can see a river and a forest ... the picture.
7. Don't write this exercise. Do it ... home.
8. There are a lot of clouds ... the sky.
9. Take your book and open it ... page 10, please.
10. The pupils are writing words ... their copy-books.

2. Вставьте предлоги on, in или into.

1. Where is the book? - It is ... the table. 2. Where is the tea? — It is ... the cup. 3. Put the plates ... the table. 4. Put the book ... the bag. 5. There is a beautiful picture ... the wall. 6. He went ... the room. 7. I like to sit ... the sofa ... my room. 8. Mother is cooking dinner ... the kitchen. 9. She went ... the room and sat down ... the sofa. 10. There are many people ... the park today. 11. There is a girl standing ... the bridge. Why is she crying? -



She has dropped her doll ... the water. 12. There is no tea ... my cup. 13. Pour some tea ... my cup. 14. Put these flowers ... the window-sill. 15. I saw many people ... the platform waiting for the train. 16. We went ... the garden and sat down ... a bench. 17. The teacher hung a picture ... the blackboard. 18. I opened the door and went ... the classroom. The teacher was writing some words ... the blackboard. The pupils were writing these words ... their exercise-books. There were some books and pens ... the teacher's table. There were two maps ... the wall and some flowers ... the window-sills. I saw a pen ... the floor. I picked it up and put it ... the table. 19. He put his hand ... his pocket, took out a letter and dropped it ... the mail-box which hung ... the wall of the house. Then he got ... his car and drove off.

3. Вставьте предлоги in или to.

1. We did not want to stay ... town on such a hot day, so we went ... the country. 2. It is very late: Go ... bed at once. 3. Where is your little sister? - - She is ... bed. Mother always puts her ... bed at eight o'clock. 4. In summer my mother does not go ... work and I don't go ... school. We live ... the country. My father goes ... work every day, so he stays ... town. But sometimes he comes ... the country after work and goes back ... town early in the morning, when I am still ... bed. 5. In winter I usually go ... bed at ten o'clock because I learn ... school and have to get up early.

4. Переведите на английский язык следующие словосочетания.

В четыре часа, в половине шестого, без четверти три, на закате, в четверть пятого, в полночь, в пять минут шестого, без десяти два, полдень, на восходе солнца, в двадцать пять третьего.

Grammar exercises

1. Задайте к следующим предложениям специальные вопросы, начиная со слов в скобках.

Обращайте внимание на форму глагола, а также на вопросы к подлежащему.

1. Robert's sister likes black coffee in the morning. (What? Whose? What kind of? Why? When?)
2. My dad went fishing to the lake with his brother twice a month. (Who? Where? Who...with? How often?)
3. They will book a room at a hotel in Madrid during their honeymoon. (Who? Where? When?)
4. I have just seen our neighbor in the supermarket. (Whom? Whose? Where?)
5. There are five polar bears in the zoo. (Who? How many? What kind of?)
6. Bob was a successful businessman because he owned 3 clothes stores in New York. (Who? Why? How many? Where?)
7. I can see hundreds of bright stars in the sky now. (Where? When? How many?)
8. Julia is cooking Mexican food in the kitchen. (Who? What kind of? Where?)

2. Выразите свое сомнение или удивление, образовав разделительные вопросы.

Например: Mark bought this souvenir in India. – Mark bought this souvenir in India, didn't he?

1. Ella misses her mother.
2. Our receptionist isn't friendly.
3. These skyscrapers were built before the war.
4. He will run a private hospital.
5. You don't respect your boss.
6. She has made a final decision.
7. Your dog can crawl under a chair.
8. Sam and Kate are going to become vegetarians.

3. К каждому предложению задайте по одному общему вопросу и несколько альтернативных, используя предлагаемые в скобках варианты.

Например: Alice annoys me by her bright make-up. (Ann — clothes) – Does Alice annoy you? Does Alice or Ann annoy you? Does Alice annoy you by her bright make-up or clothes?

1. They heard a noise in the living room. (music – in the kitchen)
2. He has found two black kittens near the shop. (three – near the office)
3. Every morning I give my son some pocket money. (daughter – every evening)
4. The cargo will be delivered next Friday by ship. (Sunday – by plane)
5. The photos are in a drawer of the wardrobe. (the cupboard – the passports)
6. We can stay in Moscow for another week. (in Minsk – month)

4. Выберите из правой колонки верное окончание разделительного вопроса. Переведите вопросы.

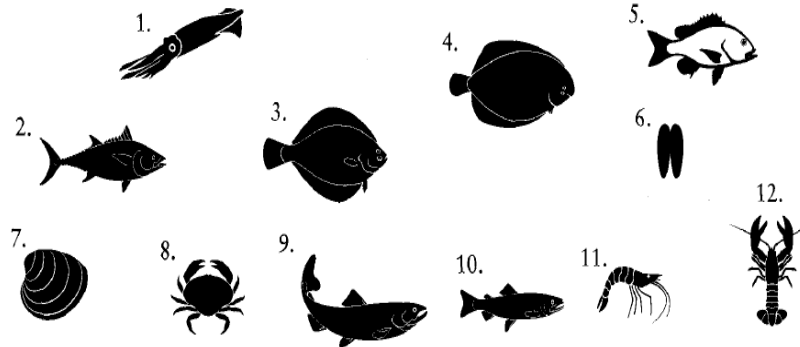
Н-р: 1 – e (Она необщительна, не так ли?)

- | | |
|---------------------------------------|------------------|
| 1. She isn't sociable, | a. mustn't they? |
| 2. Mark was satisfied, | b. do they? |
| 3. Your kids never argue with you, | c. didn't she? |
| 4. Let's dance, | d. do you? |
| 5. Tom can dive well, | e. is she? |
| 6. Our partners must keep their word, | f. won't it? |
| 7. Helen has washed up, | g. doesn't she? |
| 8. You don't trust me, | h. wasn't he? |
| 9. Your mum works as an accountant, | i. hasn't she? |
| 10. It will be cloudy tomorrow, | j. did they? |

**Практическая работа 7.
Eating Traditions
Lexical exercises**

1. Соотнесите морских животных с их названиями.

salmon, sole, squid, lobster, crab, prawn, mussels, trout, tuna, plaice, snapper, clam



2. К указанным вопросам подберите наиболее подходящий ответ.

1. Do you take sugar?
 2. Would you like some cereal for breakfast?
 3. Why did you buy flour?
 4. Can you get a loaf when you're out?
 5. Would you like marmalade on your toast?
 6. Do you want some mustard on your burger?
 7. Do you want anything on this salad?
 8. Shall we have rice with this stir-fry?
- a. I'd rather have noodles, actually.
 - b. I'm going to make a few cakes.
 - c. No thanks, ketchup is fine.
 - d. Yes, two, please.
 - e. Some cornflakes would be nice.
 - f. I'll just have a little dressing, please.
 - g. White or brown?
 - h. No thanks, just butter.

3. Отнесите указанные слова к подходящим группам определений:

cheese, soup, bread, oil, rice, salad

1. green, mixed, potato, fruit
2. white, brown, whole meal, rye, sliced, garlic
3. tomato, chicken, mushroom, home-made, tinned
4. mild, mature, soft, cream, blue, goat's
5. brown, long-grain, wild
6. olive, vegetable, sunflower

4. Соотнесите слова под цифрами со словами под буквами.

1. salt and
2. fish and
3. bread and
4. cheese and
5. strawberries and
- a. biscuits
- b. butter
- c. cream
- d. pepper
- e. chips

5. Вставьте слова в предложения:

shell, paprika, egg plants, beans, potato, peel, gherkins, zucchini

1. Aubergines are sometimes also called.....
2. In English we sometimes use the Italian wordfor courgettes.
3. Sweet peppers are red, green or yellow and are sometimes called.....
4. Haricot, broad, green, are kinds of.....
5. Small cucumbers which are pickled are called.....
6. Maris Piper, King Edwards and Jersey Royals are three kinds of.....
7. Before eating peas, you have to.....them.
8. You.....potatoes before cooking them.


Grammar exercises

1. Поставьте «+» при правильном использовании «much» или «many», поставьте «-» - при неверном.

1. We don't have many food in the house.
2. I can't give you many information about the company.
3. I need much apples for the pie.
4. How many people are there in your office?
5. There is much wine in the
6. She doesn't have many luggage.
7. My son earns much money now.
8. They saw many snow in the mountains.
9. I have tried diving many times in my life.
10. John will have much exams next year.

2. Используйте «much» или «many» для выражения «Сколько...?»

1. How ... days?
2. How ... sugar?
3. How ... cigarettes?
4. How ... work?
5. How ... petrol?
6. How ... children?
7. How ... theatres?
8. How ... juice?



3. Поставьте «a lot of» (много) в необходимом месте в предложении. Переведите.

1. We met interesting people at the party.



2. I ate fish for lunch.
3. She bought nice shoes for the next summer.
4. They have problems in their business.
5. There is water in the bath.

4. Перепишите вопросы, заменив some на «a little» или «a few».

1. Would you like some cheese?
2. Would you like some mineral water?
3. Would you like some strawberries?
4. Can I offer you some black coffee?
5. Can I offer you some bread?
6. Shall I bring you some biscuits?
7. Shall I bring you some plums?
8. Would you like some meat?

5. Поставьте подходящее слово из скобок.

1. There is too ... (much/many/a few) salt in the soup. (В супе слишком много соли.)
2. There are ... (much/a little/a few) sky-scrapers in our city. (В нашем городе есть несколько небоскребов.)
3. I've got ... (much/a few/a little) albums of this singer. (У меня есть несколько альбомов этого исполнителя.)
4. My job allows me to travel ... (much/many/a few). (Моя работа позволяет мне много путешествовать.)
5. We've got ... (little/many/few) free time. (У нас мало свободного времени.)
6. I have never seen so ... (much/little/many) stars in the sky. (Я никогда не видел так много звезд в небе.)
7. Anna spent ... (much/a few/a little) days in Rome. (Анна провела несколько дней в Риме.)
8. I'd like just ... (much/a few/a little) tea. (Я бы хотел лишь немного чая.)
9. There was very ... (little/few/many) rain last autumn. (Прошлой осенью было очень мало дождей.)
10. Very ... (few/little/much) Russian tourists are staying at our hotel. (Очень мало русских туристов проживает в нашем отеле.)

6. Переведите на английский язык следующие пары слов.

Мало домов, мало чая, мало чашек, мало яблок, мало окон, мало бумаги, мало кофе, мало статей, мало радости, мало супа, мало деревьев, мало травы, мало детей, мало игрушек, мало света, мало парт, мало колбасы, мало сока, мало книг, мало цветов, мало соли, мало друзей, мало дворцов.

Практическая работа 8.

Shops and Shopping

Lexical exercises

1. Заполните пропуски.

advertising department different employ
families financial floors goods
handles jobs located merchandise
needs occupies optician's personnel
price purchases records roof
sales promotion section services shopping
staff store travel agency typical

Department Store



A department store is a [] which sells many [] kinds of goods, each in a separate []. Modern department stores serve the [] of entire []. People enjoy [] in such stores because they can make all their [] under one []. The [] department store [] one large building, with separate departments [] on a number of []. A number provide special [], such as a [] or []. Department stores [] hundreds of people for different []. Employees buy, [], and sell the []. The [] manager and his [] promote the sale of [] through [] and other techniques. The comptroller heads the [] that keeps [] and manages the store's [] affairs. The [] staff hire employees and [] other employment problems.

2. Соотнесите слово с его значением.

- | | |
|----------------------------|--|
| 1. bazaar - [] | a. a large shop divided into smaller parts, in each of which different types of goods are sold |
| 2. mobile shop - [] | b. a large shop selling mainly food where one serves oneself |
| 3. boutique - [] | c. a large shop |
| 4. department store - [] | d. a table or small open-fronted shop in a public place |
| 5. kiosk - [] | e. shop for the sale of cheap goods of great variety |
| 6. market - [] | f. a part of a town limited to shopping; often without cars |
| 7. shopping arcade - [] | g. a covered moveable shop |
| 8. Shopping centre - [] | h. a small open hut, such as one used for selling newspapers |
| 9. shopping precinct - [] | i. a small shop selling fashionable clothes |
| 10. stall - [] | j. a group of shops of different kinds, planned and built as a whole |
| 11. store - [] | k. a covered passage with a row of shops on either side |
| 12. supermarket - [] | l. open place where people meet to buy and sell goods, especially food |

3. Соотнесите магазины с товарами, которые они продают.

- | | |
|---------------------------|---|
| 1. bookshop | a. a loaf of bread, rolls, long loaf |
| 2. newsagent's | b. a bouquet of roses, lilies, flowers |
| 3. bakery | c. a packet of painkillers, pills, medicine |
| 4. butcher's | d. a gold necklace, a diamond ring, pendent |
| 5. confectioner's | e. a magazine, a newspaper, greeting card |
| 6. greengrocer's | f. hairspray, a bottle of perfume, hand cream |
| 7. chemist's | g. pralines, chocolate, cake |
| 8. florist's | h. books, novels, |
| 9. department store | i. fruits, vegetables, apples |
| 10. hair and beauty salon | j. lamb chops, ham, sausages |
| 11. jeweller's | k. leather suitcase, a woolen skirt, a clock |
| 12. antique shop | l. shampoo, products, household chemicals |
| 13. supermarket | m. an old clock, bric-a-brac, silver bell |



4. Вставьте правильное слово из списка.

could, loaves, greengrocer's, offer, credit, much, order

1. Can I have two of bread, please?
2. The large department stores a great variety of products.
3. You can buy fresh vegetables at this
4. I have the pills in this prescription, please?
5. I'd like to a bouquet of lilies, please.
6. Excuse me – How are these trousers?
7. Do you take a card?

5. Переведите слова и фразы данные в скобках.

1. In Paris you can shop till you drop. Here there are **a lot of boutiques**, department stores, confectioner's, antique shops, hair and beauty salons, jeweler's.
2. **The shops** are open from 9 to 6 every day except Sunday.
3. The sales are usually in January and July in Brussels. I love this time because I can find some **bargains**.
4. This store is really big. In addition to fifteen bars and restaurants there is **a travel agent's**, a dry cleaner's and a bank.
5. They have **a good selection** and their prices are not so high, too.

Grammar exercises

1. Составьте из данных слов предложения. Переведите.

1. some – the kitchen – I – for – want – furniture – to buy.
2. aren't – the table – cakes – on – there – on – any.
3. have – I - please – can – some – butter?
4. there – any – casinos – in – are – Berlin?
5. take – book – you – any – can – here.
6. lives – the west – Mary – somewhere – in.
7. something – talk – let's – else – about.
8. loves – our family – fish – in – nobody.
9. on TV – interesting – is – nothing – tonight - there.
10. anybody – my dictionary – has – seen?

2. Преобразуйте следующие предложения в отрицательные.

Н-р: I've got **some** euros in my purse. (У меня есть немного евро в кошельке.) – I haven't got **any** euros in my purse. (У меня нет евро в кошельке.)

1. We saw some water under the fridge. (Мы видели воду под холодильником.)
2. There are some fancy dresses in this store. (В этом магазине есть модные платья.)
3. You'll find some balls on the floor. (Ты найдешь несколько мячей на полу.)
4. I've had some important phone-calls this morning. (У меня было несколько важных звонков этим утром.)
5. He is reading some letters in the kitchen. (Он читает письма на кухне.)
6. I recognized somebody at the party. (Я узнал кое-кого на вечеринке.)
7. You can plant this flower somewhere in the garden. (Ты можешь посадить этот цветок где-нибудь в саду.)
8. We should call somebody. (Нам нужно кого-нибудь позвать.)

3. Преобразуйте следующие предложения в вопросительные.

Н-р: I can speak **some** Russian. (Я могу немного говорить по-русски.) – Can you speak **any** Russian? (Ты можешь немного говорить по-русски?)

1. My teacher gave me some advice. (Мой учитель дал мне совет.)



2. We have seen some great films this month. (Мы посмотрели несколько классных фильмов в этом месяце.)
3. He has got some beer in the fridge. (У него есть немного пива в холодильнике.)
4. She said something strange about her neighbor. (Она рассказала кое-что странное о своем соседе.)
5. They ate something for lunch. (Они что-то съели на обед.)
6. We can find better food somewhere else. (Мы можем найти более лучшую еду где-нибудь еще.)
7. There is something wrong with your car. (С твоей машиной что-то не в порядке.)
8. Somebody is calling my name. (Кто-то зовет меня.)

4. Поставьте подходящее местоимение.

1. Would you like ... (some/any/no) milk?
2. You can leave at ... (some/any/no) time.
3. Could you give me ... (some/any/no) help, please?
4. We must buy ... (some/any/no) vegetables for dinner.
5. I haven't got ... (some/any/no) eggs for pancakes.
6. I think ... (something/anything) is burning.
7. ... (Somebody/Anybody) told me about his job.
8. I couldn't find my umbrella ... (somewhere/anywhere/nowhere).
9. Sorry, I can do ... (someone/anyone/nothing) for you.
10. There was ... (something/anything/nobody) to answer the phone in the office.

Практическая работа 9. Sports on Land, in Water, in the Air Lexical exercises

1. Заполните пропуски следующими словами

captain coach draw fair
football ground (or pitch) footballer fouls free (or penalty)
kick goal kick-off league
opponents referee score soccer

1. What Europeans call "football", Americans call .
2. The instructor of the team is the .
3. When you play in a football team you are a .
4. The games take place on a .
5. The leader of the team is the .
6. The man in the is the goal-keeper.
7. The beginning of the match is the .
8. During the match each team tries to as many goals as possible.
9. When the teams have scored the same number of goals we say it's a .
10. The players of the other team are the .

2. Choose the right word to complete these opinions.

- a) I'm not very _____ in rugby. (interested/interesting)
 b) There is a really _____ foot-
ball match on TV tonight. (interested/interesting)
 c) Do you find cycling _____? (exciting/excited)
 d) I went to a box once, and I was
_____. (disgusting/disgusted)
 e) Figure skating is a _____
sport. (fascinating/fascinated)

3. What kind of sport?



- a) _____ is certainly a game for clear
thinkers. Players must be fit, too.
 b) _____ keeps you fit and helps you
relax at the same time.
 c) _____ players are big, fast and really
strong.



- d) People usually play _____ in pubs,
but it is even on TV now.
 e) You must be fit, fast and skilled if you
want to be a _____. But you definitely
need the best bike, too.



- f) _____ is extremely popular in Britain
and with thousands of miles of coast,
rivers and canals, as well as many lakes,
there is room for everyone.



- g) _____ is a living theatre. It is com-
petitive and entertaining enough for TV.
 h) _____ is an indoor or an outdoor
game, competition or activity following
certain rules and needing bodily effort
and skill.

4.

Найдите слова на тему «Спорт» в кроссворде. Слова могут
идти в двух направлениях: → |

G	S	N	O	W	B	O	A	R	D	M	K	D	U	F
N	K	S	T	V	I	C	E	H	O	C	K	E	Y	I
O	E	B	E	N	A	G	O	L	F	M	A	L	X	G
R	L	M	N	A	T	B	M	K	L	W	C	Z	B	U
D	E	X	N	S	H	O	R	T	T	R	A	C	K	R
I	T	Q	I	W	L	N	E	Q	K	T	E	U	A	E
C	O	B	S	F	O	P	M	W	R	X	C	R	M	S
C	N	O	W	R	N	E	Q	B	Z	N	H	L	L	K
O	G	B	M	E	S	K	I	I	N	G	P	I	U	A
M	F	S	P	E	E	D	S	K	A	T	I	N	G	T
B	A	L	N	S	J	S	L	A	V	M	Z	G	E	I
I	O	E	Q	T	L	D	I	V	I	N	G	W	P	N
N	C	I	P	Y	S	K	I	J	U	M	P	I	N	G
E	N	G	A	L	P	I	N	E	S	K	I	I	N	G
D	W	H	S	E	N	Q	J	P	E	W	D	H	O	L

Grammar exercises

1. Выберите в скобках правильную степень прилагательного:

1. Nick is (happier, the happiest) boy that I know. – Ник – самый счастливый мальчик, которого я знаю.



2. Of the six cars, I like the silver one (better, best). – Из шести машин мне нравится серебристая больше всего.
3. Jane's notebook is (cheaper, the cheapest) than mine. – Ноутбук Джейн дешевле, чем мой.
4. This is (more delicious, the most delicious) cheese-cake I have ever had! – Это самый вкусный чизкейк, который я пробовала!
5. This bookcase is (more beautiful, the most beautiful) than that one. – Этот книжный шкаф красивее, чем тот.
6. Do you feel (better, the best) today than yesterday? – Ты чувствуешь себя лучше сегодня, чем вчера?
7. I think my cat is (prettier, the prettiest) of all the cats in the world. – Думаю, что моя кошка – самая красивая кошка в мире.
8. Steve Jobs is (more famous, famouser) than Stephen Wozniak. – Стив Джобс более известен, чем Стивен Возняк.
9. This week the weather is (hotter, more hot) than last week. – На этой неделе погода жарче, чем на прошлой неделе.
10. Our new house is (more expensive, expensiver) than the old one. – Наш новый дом дороже, чем старый.
11. Girls are usually (cleaner, more clean) than boys. – Девочки обычно более чистые, чем мальчики.
12. Chemistry was (harder, the hardest) subject at school. – Химия была самым трудным предметом в школе.

2. Дайте степени сравнения прилагательных.

Н-р: wet – wetter – the wettest

expensive – more expensive – the most expensive

1. big (большой)
2. clever (умный)
3. good (хороший)
4. pleasant (приятный)
5. poor (бедный)
6. bad (плохой)
7. funny (смешной)
8. important (важный)
9. sunny (солнечный)
10. far (далекий)
11. comfortable (удобный)
12. wise (мудрый)

3. Составьте из данных слов предложения и переведите их.

1. most – the Mona Lisa – in – is – painting – the – famous – the – world.
2. longer – the Don – is – the Volga – than.
3. more – Spain – Germany – than – beautiful – is.
4. London – city – in – biggest – the – England – is.
5. the – team – Adam – is – worst – the – player – in.

4. Переведите на английский язык, используя прилагательные в положительной, сравнительной и превосходной степени:

1. Я такой же сильный, как Джон.
2. Я сильнее Джона.
3. Джон — самый сильный в классе.
4. Эта комната такая же холодная, как та комната.
5. Эта комната — самая холодная из всех.
6. Мой дом такой же большой, как твой дом.
7. Мой дом больше твоего.
8. Мой дом — самый большой в городе.
9. Мэри такого же возраста, как Джейк.
10. Мэри старше Джейка.
11. Джейк — самый старший в классе.
12. Эта книга — такая же интересная, как та книга.
13. Эта книга интереснее той.
14. Эта книга — самая интересная.

5. Раскройте скобки, употребляя требуемую форму прилагательного.



1. Which is (large): the United States or Canada? 2. What is the name of the (big) port in the United States? 3. Moscow is the (large) city in Russia. 4. The London underground is the (old) in the world. 5. There is a (great) number of cars and buses in the streets of Moscow than in any other city of Russia. 6. St. Petersburg is one of the (beautiful) cities in the world. 7. The rivers in America are much (big) than those in England. 8. The island of Great Britain is (small) than Greenland. 9. What is the name of the (high) mountain in Asia? 10. The English Channel is (wide) than the straits of Gibraltar. 11. Russia is a very (large) country.

Unit 10.

What are You Doing Now?

Lexical exercises

1. Запишите разговор в правильном порядке.

A: We'll take a room on the second floor. How much is it?

B: Okay. It suits us. We'll take this room.

A: Seventy dollars a night, sir.

B: Yes, we'll be able to put you up. Which floor would you like, sir?

A: Have you got any vacant rooms?

B: One double-room, please.

A: Single or double, sir?

2. Подберите синонимы.

- | | |
|---------------------|-------------------------|
| 1. luggage | a. trip |
| 2. return ticket | b. baggage |
| 3. journey | c. a buffet car |
| 4. cloakroom | d. schedule |
| 5. a dining car | e. round-trip ticket |
| 6. booking-office | f. left-luggage office |
| 7. timetable | g. ticket office |
| 8. fellow-passenger | h. travelling companion |

3. Соотнесите слова в колонке А со словами в колонке В.

- | | |
|------------------------|-------------------------------|
| 1. room service | a. остановиться в отеле |
| 2. travel agency | b. прибытие |
| 3. book tickets | c. место у окна |
| 4. arrival | d. бюро путешествий |
| 5. departure | e. отправляться по расписанию |
| 6. leave on time | f. купить билеты |
| 7. stay at the hotel | g. справочное бюро |
| 8. window seat | h. бюро обслуживания |
| 9. passport | i. отправление |
| 10. information office | j. паспорт |

4. Переведите слова и фразы данные в скобках.

1. I hate flying and always prefer to travel **(на поезде)**.
2. Would you like **(носильщика)** for your luggage, miss?
3. Unfortunately there was no **(кафе-ресторана)** on the train and we had to take a lot of food with us.
4. Modern planes have very comfortable **(сиденья)** in all cabins.
5. There are always bustle and confusion **(на станциях)**.
6. Before boarding the plane **(пассажир)** must register at the airport.
7. You **(приземлитесь)** in London at ten-fifteen p.m.
8. If you've got something to declare you come through **(красный коридор)**.

5. Переведите предложения русского на английский.



1. Куда я могу отнести ваш багаж, сэр?
2. Давайте поспешим, иначе мы опоздаем на поезд.
3. Вот мой билет и паспорт.
4. К сожалению, все билеты проданы на сегодня.
5. Как долго вы собираетесь оставаться в стране?
6. У вас есть вещи подлежащие декларированию?

6. Переведите предложения с английского на русский.

1. I'm sorry I'm late. When did you arrive?
2. Excuse me, please, where's Platform six?
3. I'd like to book a single ticket.
4. Don't make a fuss, we have still a lot of time left.
5. I'd like two tickets for the 7 o'clock train to Warsaw.

7. Выберите подходящее слово из списка и вставьте его в предложение.

accommodation, abroad, visit, arrives, journey, in advance, hotel

1. It's always more convenient to book tickets ... 2. London Tourist Board is here to help you enjoy your ... to London. 3. We can provide ... in a wide range of price categories in over 900 hundred hotels and guest houses of Berlin. 4. Will you tell me about the facilities offered by your ... ? 5. Good-bye! I wish you a pleasant ... 6. She was as excited as a child about her first trip ... , and spent the next days buying clothes. 7. It ... at 11.00 but it may be a little late because the weather forecast is bad.

Grammar exercises

1. Переведите предложения в настоящем продолженном времени.

1. Хелен покупает помидоры на рынке.
2. Маленький Том плачет в спальне.
3. Идет дождь.
4. Мы играем в теннис с друзьями.
5. Мама готовит куриный суп.
6. Обезьянки едят бананы на дереве.
7. Мой брат учит стишок.
8. Куда идет твой отец?
9. Что ты читаешь?
10. Почему он спит сейчас?
11. Где играют твои дети?
12. Поезд не движется.
13. Мальчики не танцуют.
14. Джек и Джейн не помогают мне.
15. Учитель не смотрит на нас.

2. Составьте из слов предложения.

Н-р: the – I – beach – going – to – am. – I am going to the beach. (Я иду на пляж.)

1. Anna – juice – is – orange – drinking.
2. not – sun – shining – the – is.
3. are – parents – the – in – my – sitting – garden.
4. dress – she – long – is – a – today – wearing.
5. we – playing – not – violin – are – the.



3. Напишите утвердительные (+), отрицательные (-) или вопросительные (?) предложения в настоящем продолженном времени.

Н-р: George/drive very fast. (+) - George **is driving** very fast. (Джордж едет очень быстро.)

I/learn Russian. (-) - I **am not learning** Russian. (Я не учу русский.)

It/snow. (?) - **Is it snowing?** (Снег идет?)

1. George/drive very fast. (+)
2. I/learn Russian. (-)
3. It/snow. (?)
4. They/walk in the park. (+)
5. Sophie/eat berries. (-)
6. Mother/vacuum-clean. (?)
7. Jenny/write a postcard. (+)
8. We/swim in the swimming-pool. (-)
9. I/listen to music. (+)
10. Kevin/work. (?)

4. Раскройте скобки, употребляя глаголы в Present Continuous.(NOW)

1. The boys (to run) about in the garden. 2 I (to do) my homework. 3. John and his friends (to go) to the library. 4. Ann (to sit) at her desk. She (to study) geography. 5. A young man (to stand) at the window. He (to smoke) a cigarette. 6. The old man (to walk) about the room. 7. The dog (to lie) on the floor. 8. You (to have) a break? 9. What language you (to study)? 10. Who (to lie) on the sofa? 11. What they (to talk) about? 12. It still (to rain).

**Практическая работа 11.
Moscow: Its Past and Present
Lexical exercises**

1. Ответьте на вопросы.

1. What is the capital of Russia?
2. When was Moscow founded?
3. Who founded Moscow?
4. What do you know about Yuri Dolgoruky?
5. What city was the capital of Russia before the 16-th century?
6. What city was the centre of the struggle of Russian lands for the liberation from the Tartar yoke?
7. When did Moscow become the capital of the state?
8. When was the capital moved to St. Petersburg? Who decided to do it?
9. What city of Russia became the main target of Napoleon`s attack in 1812?
10. What part of Moscow was destroyed by fire during Napoleon`s occupation?
11. When was Moscow completely restored?
12. When did Moscow become the capital again?
13. Where is Moscow situated?
14. What is the total area of modern Moscow?
15. What is the population of Moscow?
16. What is the heart of Moscow?
17. What tower is the symbol of Russia?
18. What old cathedrals and historical monuments are there on the territory of the Kremlin?
19. When was St. Basil`s Cathedral built?
20. What legend about the creation of St. Basil`s Cathedral do you know?
21. How many museums are there in Moscow?
22. What are the most famous and largest Moscow museums?
23. What Moscow theatre is one of the best theatres of the world?
24. Moscow is the centre of political life of Russia, isn`t it? Why?

2. Подберите к началу предложения продолжение.



- A
1. There is a legend that ...
 2. The main Kremlin tower, the Spasskaya Tower, has become ...
 3. The population of the city is ...
 4. In 1712 the Russian King, Tsar Peter the Great, ...
 5. Kiev was ...
 6. Moscow was founded ...
 7. In the 13th century Moscow was ...
 8. In 1918 Moscow became ...
 9. Prince Yuri Dolgoruky had ...
- B
- ... the capital again.
- ... moved the Russian capital to St. Petersburg.
- ... Ivan the Terrible blinded the architects Barma and Postnik, because he didn't want them to create another masterpiece.
- ... many fights with other Russian princes and soon he became Prince of Kiev
- ... the symbol of Russia.
- ... in 1147 by Prince Yuri Dolgoruky.
- ... over 8 million.
- ... the capital of Russia.

3. True or false

1. Moscow is situated on the hills.
2. Prince Yuri Dolgoruky was the Russian Prince of Rome.
3. In 1818 Moscow became the capital again.
4. The largest Moscow museums are the Pushkin Museum of Fine Arts and the State Tretyakov Gallery.
5. St. Basil's Cathedral was built in the mid-18th century.
6. The total area of Moscow is about two hundred square kilometers.
7. St. Petersburg is the seat of the Russian Parliament (the Duma).
8. The Spasskaya Tower has become the symbol of Russia.

4. Заполните пропуски.

1. Moscow is political, economic, ... and cultural centre of the country.
2. Moscow became the main... of Napoleon's attack.
3. Gradually Moscow became more and more
4. Prince Yuri Dolgoruky had many ... with other Russian princes and soon he became Prince of Kiev.
5. Three-quarters of the city was destroyed by fire during Napoleon's
6. St. Basil's Cathedral was built in the mid-16th century in ... of the victory over Kazan.

Grammar exercises

1. Поставьте глаголы в следующих предложениях в утвердительную, вопросительную и отрицательную формы Past Simple.

1. I (to do) morning exercises.
2. He (to work) at a factory.
3. She (to sleep) after dinner.
4. We (to work) part-time.
5. They (to drink) tea every day.
6. Mike (to be) a student.



7. Helen (to have) a car.
8. You (to be) a good friend.
9. You (to be) good friends.
10. It (to be) difficult to remember everything.

2. Раскройте скобки, употребляя глаголы в *PastSimple*.

1. Alice (to have) a sister.
2. Her sister's name (to be) Ann.
3. Ann (to be) a student.
4. She (to get) up at seven o'clock.
5. She (to go) to the institute in the morning.
6. Jane (to be) fond of sports.
7. She (to do) her morning exercises every day.
8. For breakfast she (to have) two eggs, a sandwich and a cup of tea.
9. After breakfast she (to go) to the institute.
10. Sometimes she (to take) a bus.
11. It (to take) her an hour and a half to do her homework.
12. She (to speak) English well.
13. Her friends usually (to call) her at about 8 o'clock.
14. Ann (to take) a shower before going to bed.
15. She (to go) to bed at 11 p. m.

3. Раскройте скобки, употребляя глаголы в *PastSimple*.

1. My working day (to begin) at six o'clock.
2. I (to get) up, (to switch) on the TV and (to brush) my teeth.
3. It (to take) me about twenty minutes.
4. I (to have) breakfast at seven o'clock.
5. I (to leave) home at half past seven.
6. I (to take) a bus to the institute.
7. It usually (to take) me about fifteen minutes to get there.
8. Classes (to begin) at eight.
9. We usually (to have) four classes a day.
10. I (to have) lunch about 2 o'clock.

4. Используйте слова в скобках для образования предложений в *PastSimple*. Обратите внимание, в какой форме должно стоять предложение (утвердительной, *вопросительной* или отрицательной).

- 1) They _____ football at the institute. (to play)
- 2) She _____ emails. (not / to write)
- 3) _____ you _____ English? (to speak)
- 4) My mother _____ fish. (not / to like)
- 5) _____ Ann _____ any friends? (to have)
- 6) His brother _____ in an office. (to work)
- 7) She _____ very fast. (cannot / to read)
- 8) _____ they _____ the flowers every 3 days? (to water)
- 9) His wife _____ a motorbike. (not / to ride)
- 10) _____ Elizabeth _____ coffee? (to drink)

5. Вставьте глагол "to be" в требуемой форме *PastSimple*.

1. I ... a student.
2. My father ... not a shop-assistant, he ... a scientist.
3. ... your aunt a nurse? - Yes, she
4. ... they at home? - No, they ... not. They ... at school.
5. ... you an engineer? - Yes, I ...
6. ... your friend a photographer? No, she ... not a photographer, she ... a student.
7. ... your brothers at school? - Yes, they
8. ... this her watch? - Yes, it



9. Max ... an office-worker.

10. We ... late, sorry!

6. Переведите на английский язык:

1. Она была занята. (to be busy)
2. Я не был занят.
3. Вы были заняты?
4. Они были дома? (to be at home)
5. Его не было дома.
6. Я не знал.
7. Они знали?
8. Она не знала.
9. Кто знал?
10. Никто не знал.
11. Он читал английские книги? (to read English books)
12. Они никогда не читали. (never / to read)
13. У неё была квартира? (to have a flat)
14. У него ничего не было.
15. Кто это был?

Практическая работа 12.
“Russia – our beloved country...”
Lexical exercises

1. True or false

1. State power in Russia is exercised by the President, the Federal Assembly, the Government and the courts.
2. One of the basic principles of constitutional government is the division of powers.
3. The President is at the summit of the system of state power.
4. The president of Russia is the government’s chief executive, head of state, and most powerful official.
5. The president is elected by the people to serve a four-year term.
6. Each institution of state power is only partially responsible for enforcing the Constitution.
7. Only the President has the responsibility of safeguarding the state system, the state’s sovereignty and integrity overall.
8. Legally, the President is distanced from all the branches of power, but he nonetheless remains closer to the executive branch.
9. The Constitution does not link the process of forming a government to the distribution of seats in parliament among the different political parties and fractions.
10. The President has the right to dismiss the government or to accept the Prime Ministers resignation, which automatically entails the resignation of the government as a whole.

Grammar exercises

1. Поставьте глаголы в следующих предложениях в утвердительную, вопросительную и отрицательную формы Future Simple.

1. I (to do) morning exercises.
2. He (to work) at a factory.
3. She (to sleep) after dinner.
4. We (to work) part-time.
5. They (to drink) tea every day.
6. Mike (to be) a student.
7. Helen (to have) a car.
8. You (to be) a good friend.
9. You (to be) good friends.
10. It (to be) difficult to remember everything.



2. Раскройте скобки, употребляя глаголы в *Future Simple*.

1. Alice (to have) a sister.
2. Her sister's name (to be) Ann.
3. Ann (to be) a student.
4. She (to get) up at seven o'clock.
5. She (to go) to the institute in the morning.
6. Jane (to be) fond of sports.
7. She (to do) her morning exercises every day.
8. For breakfast she (to have) two eggs, a sandwich and a cup of tea.
9. After breakfast she (to go) to the institute.
10. Sometimes she (to take) a bus.

3. Раскройте скобки, употребляя глаголы в *Future Simple*.

1. My working day (to begin) at six o'clock.
2. I (to get) up, (to switch) on the TV and (to brush) my teeth.
3. It (to take) me about twenty minutes.
4. I (to have) breakfast at seven o'clock.
5. I (to leave) home at half past seven.
6. I (to take) a bus to the institute.
7. It usually (to take) me about fifteen minutes to get there.
8. Classes (to begin) at eight.
9. We usually (to have) four classes a day.
10. I (to have) lunch at about 2 o'clock.

4. Используйте слова в скобках для образования предложений в *Future Simple*. Обратите внимание, в какой форме должно стоять предложение (утвердительной, вопросительной или отрицательной).

- 1) They _____ football at the institute. (to play)
- 2) She _____ emails. (not / to write)
- 3) _____ you _____ English? (to speak)
- 4) My mother _____ fish. (not / to like)
- 5) _____ Ann _____ any friends? (to have)
- 6) His brother _____ in an office. (to work)
- 7) She _____ very fast. (cannot / to read)
- 8) _____ they _____ the flowers every 3 days? (to water)
- 9) His wife _____ a motorbike. (not / to ride)
- 10) _____ Elizabeth _____ coffee? (to drink)

5. Переведите на английский язык:

1. Она будет занята. (to be busy)
2. Я не буду занят.
3. Вы будете заняты?
4. Они будут дома? (to be at home)
5. Его не будет дома.
6. Я не буду знать.
7. Они будут знать?
8. Она не будет знать.
9. Кто будет знать?
10. Никто не будет знать.

6. Посмотрите на записи в ежедневнике Ани. Напишите, чем она займется на следующей неделе

Н-р: She will buy a new bicycle on Monday. – Она купит новый велосипед в понедельник.

Monday buy a new bicycle (покупать новый велосипед)

Tuesday	visit my grandparents (навестить бабушку с дедушкой)
Wednesday	go to the gym (сходить в тренажерку)
Thursday	tidy my apartment (убраться в квартире)
Friday	wash the car (помыть машину)

Практическая работа 13. A Glimpse of Britain Lexical exercises



1. Ответьте на вопросы:

1. What is Great Britain?
2. What seas is the UK washed by?
3. What is it separated by from the continent?
4. What are the main countries of the UK?
5. What are the capitals of the UK main countries?
6. How many people live in the UK?
7. What languages do the peoples of the UK speak apart from English?
8. What is the flag of the UK?
9. What are the symbols of the UK main countries?
10. Who is its Head of State?
11. Who is the Head of the government in the UK?
12. What are the 'most important industries of the UK?
13. What are the largest cities of the UK?
14. What is the favourite topic of conversation in the UK?
15. What British traditional holidays can you name?

2. Match Russian and English proverbs.

1. East or West - home is best.
2. So many countries so many customs.
3. Every country has its customs.
4. When at Rome, do as the Romans do.
5. Dry bread at home is better than roast meat abroad.
1. В чужой монастырь со своим уставом не ходят.
2. В гостях хорошо, а дома лучше.
3. Сухой хлеб дома лучше, чем жареное мясо за границей.
4. Сколько стран, столько и обычаев.
5. У каждой страны свои обычаи.

3. Соотнесите:

1. The City of London a. was built after the Great Fire of London.
2. Buckingham Palace b. is for Queen Elizabeth ' home
where she often stays at Christmas and Easter.
3. Trafalgar Square c. was a fortress, a palace, a prison, a zoo, and
now it is a museum.
4. Royal Opera House d. is where the Queen lives.
5. St Paul's Cathedral e. was built to remember the battle of Trafalgar.
6. Oxford Street f. is London's biggest art museum.
7. The National Gallery g. is the lake in the middle of Hyde Park.
8. Windsor Castle h. is one of the most famous libraries in the
world.
9. Westminster Abbey i. is Britain's main banking centre.
10. The Speaker's Corner J. is London's main shopping centre.
11. The Tower of London k. is in Covent Garden.
12. Regent's Park l. is famous for its lake as well as for London
Zoo.
13. The Serpentine m. is the largest private collection in the world.
14. The Queen's Gallery n. is in Hyde Park where anyone can make a speech.
15. The British Museum o. is famous for the Poet's Corner.

4. True or False.

"The Most Popular English Personalities".

Prince William Arthur Philip Louis was twenty years old on June 21st 2002. He is a very popular member of the Royal family and looks like his mother, Princess Diana. Like his father, Prince William went to Eton College, exclusive boys - only boarding school. He left it in 2000 and then went to Chile to help in charity project with Raleigh International. At the moment he is studying Art history at St. Andrew's University in Scotland. The Prince likes to be active and loves sport, especially swimming, tennis, skiing, rowing, and cycling. After University Prince William is going to join the army or navy. This is a family tradition. The prince does not want to become King, but one day in the future people will call him King William the 3d of England.

1. The public like Prince William very much.
2. There are no girls at Eton College.
3. Prince William is Irish.
4. Like his father and grandfather, Prince William is going to join the army.
5. The Prince wants to become King.

Grammar exercises

1. Раскройте скобки, поставив глагол в нужную форму

1. This book (write) many years ago.
2. His car (break) so he had to take a taxi.
3. This castle (build) in the 16th century.
4. I've missed the news block! When it (repeat)?
5. This dress is brand new, it never (wear).
6. I am reading a book while my car (repair).
7. At what time the dinner usually (serve) here?
8. To my great surprise the problem (solve) yet.

2. Составьте предложения, расставив слова в нужном порядке

1. the not to letter the has been report According delivered still.
2. A accessories with room is various decorated.
3. in was He 1984 born.
4. already have said Many about been love words.
5. light and was sunshine due The to house large with windows filled.
6. his after Mark named grandfather was.
7. grown tomatoes in These the countryside are.

8. on held the each This last is summer fest weekend year.

3. Переведите предложения на английский язык, используя страдательный залог

1. Когда была куплена эта книга?
2. Они были расстроены, потому что проиграли.
3. Эта песня была прослушана 10 раз на данный момент.
4. Обычно, когда мой отец приходит домой, ужин уже готов.
5. Нужно чистить зубы минимум 2 раза в день.
6. Когда я пришла в магазин, туфли еще не были проданы.
7. Москва была основана в 1147 году.
8. Ее мечты были разрушены из-за его ответа.

4. Превратите предложения в отрицательные и переведите.


1. Ann was bitten by a homeless dog.
2. The zoo is being reconstructed at the moment.
3. The luggage must be checked at the customs.
4. Souvenirs are sold everywhere.
5. The job will be finished at 3 o'clock.

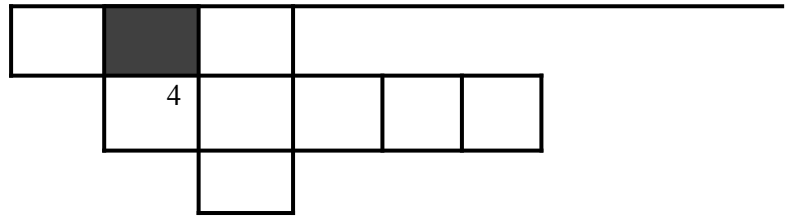
**Практическая работа 14.
Customs, Traditions, Superstitions...
Lexical exercises**

1. Соотнесите праздники и даты:

January, 1	Easter
April-May	New Year
February, 14	Thanksgiving Day
December, 25	St. Valentine's Day
November, 26	Halloween
October, 31	Christmas

2. Разгадайте кроссворд.





Across:

1. Celebrating this holiday children knock at people's doors and say "Trick or treat". (Halloween)
2. Children leave it at the fireplace, hoping that Santa Claus will come and fill it with presents. (stocking)
3. This holiday celebrates on 25th of December. (Christmas)
4. The symbol of St. Valentine's Day. (heart)
5. The Englishmen's favourite drink. (tea)

Down:

1. The English like to speak about it. (weather)
2. Something that the English put into tea. (milk)
3. A typical feature of an English house. (fireplace)
4. On the Halloween children make a jack-o'-lantern from this vegetable. (pumpkin)
5. The traditional Christmas food. (turkey)

3. Переведите пословицы и найдите русский эквивалент:

1. Lucky to knock on wood.
2. The luck runs out of the horseshoe if it is upside down.
3. Friday the thirteenth is a very unlucky day.
4. The bride and groom must not meet on the day of the wedding.
5. If you drop a table knife, expect a male visitor.
6. Unlucky to spill salt.
7. Cut your hair when the moon is growing.
8. To give someone a purse or wallet without money in it will bring that person bad luck.

9. If your palm itches, you will soon receive money.
10. The one who catches the bridal bouquet will be next to marry.

Grammar exercises



1. Поставьте “the” или “ – “ с географическими названиями.

1. Are you going to ... France or ... Czech Republic?
2. ... North Pole is situated in ... Arctic.
3. My dream is to visit ... Lake Baikal in ... Russian Federation.
4. ... Suez Canal in ... Egypt connects ... Mediterranean Sea with ... Red Sea.
5. The tallest mountain in the world, ... Mount Everest is situated in ... Himalayas.
6. ... Sahara desert covers most of ... North Africa.
7. ... United Kingdom of ... Great Britain and ... Northern Ireland is surrounded by ... Atlantic Ocean and ... North Sea.
8. ... Mississippi is the second longest river in ... United States.
9. She was born in ... Kiev, in ... Ukraine.
10. ... Bahamas are a group of islands near ... Florida.

2. Поставьте “the” или “ – “ с именами собственными.

1. We met ... Peter Smith in ... Trafalgar Square, near ... National Gallery.
2. Have you ever been to ... Great Wall of ... China?
3. The shop is in ... Fleet street, next to ... McDonald’s.
4. ... Flintstones sold their house just before ... Christmas.
5. When I visit ... Hermitage Museum in ... Petersburg, I’ll find the collection of paintings by ... Rembrandt there.
6. ... Doctor Brown was a veteran of ... World War II.
7. ... Kremlin and ... Bolshoi Theatre are in the heart of ... Moscow.
8. ... Mary studies ... French in a school near ... Eiffel Tower.
9. ... Japanese language is too difficult for me.
10. ... Henry studies ... Medicine at ... Oxford University.

Практическая работа 15. The Countryside or the Big City? Lexical exercises

1. Закончите предложения:

1. The building next to the railway line where people buy tickets is called a ____
2. Native North Americans lived in a ____
3. A king or queen lives in a ____
4. The Empire State Building is so tall that it’s called a ____
5. Eskimos traditionally live in a house made of ice called an ____
6. A lightweight portable shelter used when camping is called a ____
7. A tall round building that warns ships of dangerous rocks is called a ____
8. A place where lots of students sleep when they live on campus is called a ____
9. A kind of house found moored and floating is called a ____
10. A place that has many doctors and nurses is called a ____

railway station wigwam palace sky-scraper igloo tent lighthouse dorm port
hospital

2. Закончите предложения:

1. If you want to see monkeys, lions, tigers and bears, you would go to the ____.
 2. A place where famous paintings and sculptures are kept and displayed to the public is called an ____.
 3. The building where you can go and watch the latest blockbuster film is called a ____.
 4. A place where you can go to see many different kinds of fish swimming is called an ____.
 5. If you want to watch a basketball game or a soccer match, you would go to a ____.
 6. A place which serves drinks such as beer and whiskey and where people go to relax and meet friends is called a ____.
 7. The place, where rock musicians and orchestras play is called a ____.
 8. The place to go if you want to ride on a roller coaster or drive bumper cars is called an ____.
 9. A place where you can arrange loans, keep your money in an account which receives interest is called a ____.
 10. A place where you can buy stamps, post letters and pay some bills is called a ____.
- zoo museum cinema aquarium stadium bar concert hall motordrome bank post-office tourist office funeral agency dry-cleaner's plumber employment centre notary real estate agency laundry

3. Соедини слова

Museum	Театр
Gallery	Аэропорт
Cinema	Музей
Theatre	Цирк
Circus	Галерея
Station	Кинотеатр
Airport	Школа
Plant	Вокзал
Factory	Фабрика
Bank	Завод
School	Аптека
Hospital	Почта
Drugstore	Банк
Club	Клуб
Café	Больница
Post-office	Церковь

Hotel	Отель
Church	Кафе

Grammar exercises

1. Используйте список слов, чтобы заполнить пропуски.

time — reading — exercise — hiking — dinner

1. He doesn't like to He prefers to watch sports on TV.
2. I thought about inviting you and your family for
3. poems is very relaxing.
4. Since the weather was beautiful, I decided to go
5. Writing letters takes a lot of B.

2. Переведите следующие предложения на английский язык, используя, если возможно, герундий.

1. Мне нравится купаться (плавать) в море.
2. Шэрон предпочитает работать по выходным.
3. Вместо того, чтобы поесть дома, они пошли в итальянский ресторан.
4. Курить вредно для здоровья.
5. Готовить еду — очень трудное занятие.
6. Питер любит есть спагетти каждый день.
7. Моя сестра ненавидит работать по воскресеньям.
8. Я делаю упражнения ради развлечения.
9. Я играю в футбол (soccer), но также люблю плавать.
10. Читать стихи о любви очень интересно.

3. Заполните пропуски, используя герундий следующих глаголов.

To shop — to drink — to eat
to get up — to visit — to talk
to open — to swim — to travel

EXAMPLE: I like shopping at big stores.

1. Ice cream is bad if you 're on a diet.
2. I enjoy coffee in the morning.
3. I'm not an early riser. I prefer up at 10:00 A.M.
4. Antonio likes around the world.
5. Is good for your health.
6. I don't like to the chairman of the company. He's always very serious.
7. On Christmas, people are excited about their presents.
8. He always enjoys San Francisco. It's a beautiful city.

Практическая работа 16. The Olympic Movement Lexical exercises

Найдите слова на тему «Спорт» в кроссворде. Слова могут идти в двух направлениях: → ↓

G	S	N	O	W	B	O	A	R	D	M	K	D	U	F
N	K	S	T	V	I	C	E	H	O	C	K	E	Y	I
O	E	B	E	N	A	G	O	L	F	M	A	L	X	G
R	L	M	N	A	T	B	M	K	L	W	C	Z	B	U
D	E	X	N	S	H	O	R	T	T	R	A	C	K	R
I	T	Q	I	W	L	N	E	Q	K	T	E	U	A	E
C	O	B	S	F	O	P	M	W	R	X	C	R	M	S
C	N	O	W	R	N	E	Q	B	Z	N	H	L	L	K
O	G	B	M	E	S	K	I	I	N	G	P	I	U	A
M	F	S	P	E	E	D	S	K	A	T	I	N	G	T
B	A	L	N	S	J	S	L	A	V	M	Z	G	E	I
I	O	E	Q	T	L	D	I	V	I	N	G	W	P	N
N	C	I	P	Y	S	K	I	J	U	M	P	I	N	G
E	N	G	A	L	P	I	N	E	S	K	I	I	N	G
D	W	H	S	E	N	Q	J	P	E	W	D	H	O	L

2. SOCCER. Complete the following sentences with the words or phrases from the list below.

captain coach draw fair
 football ground (or pitch) footballer fouls free (or penalty) kick
 goal kick-off league opponents
 referee score soccer

1. What Europeans call "football", Americans call .
2. The instructor of the team is the .
3. When you play in a football team you are a .
4. The games take place on a .
5. The leader of the team is the .
6. The man in the is the goal-keeper .
7. The beginning of the match is the .
8. During the match each team tries to as many goals as possible.
9. When the teams have scored the same number of goals we say it's a .
10. The players of the other team are the .
11. The man who enforces the rules during the game is the .
12. Playing correctly is called play.
13. Unfair moves are called .
14. When a player breaks the rules the other team may get a .
15. A federation of football clubs is called a football .

3. FOOTBALL. Choose the right answer.

1. This year our team are the favourites to win the cup.

- firm
- full
- grand
- hard

2. The team's coach insisted on a programme of , training before the big match.

- harsh
- rigorous
- severe
- searching

3. The team has practised hard so that it could the trophy.

- regain
- replace
- restore
- return

4. The team's recent wins have them for the semi-finals.

- fitted
- matched
- promoted
- qualified

5. John is always about how well he plays football.

- boasting
- flaunting
- parading
- puffing

6. His poor standard of play fully justifies his from the team for the next match.

- ban
- exception
- exclusion
- rejection

7. The footballer was the field for kicking the referee.

- brought off
- put off
- sent off
- taken off

8. The footballer scored four so his team won the match.

- aims
- games
- goals
- scores

9. The fan shouted at the of his voice.

- head
- height
- limit
- top

10. The at the football match became violent when their team lost.

- customers
- groups
- observers
- spectators

Grammar exercises

1. Поставьте глагол в форму Present Perfect, Past Perfect или Future Perfect.

to arrive

1. Our taxi ... by 9 o'clock yesterday morning.
2. Let's go. The guests already
3. They ... by the time the meeting starts.

to be

4. I am tired of waiting. Where you ... ?
5. By the time I'm 30 I ... a famous scientist.
6. He didn't remember where he ... before the accident.

to paint

7. We ... the house by next Tuesday.
8. She ... more than 10 pictures already.
9. I wondered if they ... the room.

2. Раскройте скобки, употребив глагол в форме Present Perfect, Past Perfect или Future Perfect.

1. Sam ... (lose) his keys. So he can't open the door.
2. When I woke up in the morning, the rain already ... (stop).
3. I hope I ... (finish) my test by midnight.
4. The film turned out to be much longer than we ... (expect).
5. My sister just ... (leave) for the bank.
6. The girls were good friends. They ... (know) each other for 5 years.
7. Mother ... (lay) the table before we come.
8. I never ... (try) Japanese food.
9. Ted was so happy because his dream ... (come) true.
10. We ... (be) to Paris many times.

3. Выберите в скобках подходящее слово или словосочетание. Переведите предложения.

1. She will have finished her resume ... (on Monday/by Monday/last Monday).
2. The aircraft hasn't landed ... (yet/just/already).
3. We have lived in New York ... (since/from/for) three years.
4. ... (After/Already/Ago) they had eaten the cake, they cleared the table.
5. They will have decorated the Christmas tree ... (by the time/before/by then).
6. My uncle has ... (already/yet/ago) repaired his car.
7. I haven't met them ... (from/since/for) their wedding.
8. ... (By the time/Already/Just) the sun set, the farmers had already stopped working.
9. Have you ... (just/ever/yet) been married, Kelly?
10. ... (When/How much/How long) has he known her?

4. Выберите правильный вариант глагола

1. Last summer we visited / have visited all the interesting places in the region.
2. There are foot prints everywhere! Someone came / has come here!
3. It is an interesting book, I have read / read it.
4. They are not in the city, they moved / have moved to the country for the summer.
5. Mr Brown has changed / changed his job last year.
6. When did you go / have you gone to France?
7. I never watched / have never watched this film.
8. They watched / have watched an interesting movie a week ago.
9. Last winter she has sold / sold her flat and went / have gone to live abroad.
10. She broke / has broken her leg in the childhood.

5. Поставьте глагол в скобках в нужную форму (Past Simple, PresentPerfect)

1. Mary (finish) school 10 years ago.
2. He (write) a letter and now he is going to send it.
3. Last weekend they (go) to the sea.
4. When you (come)?
5. I (not decide) yet where to go this weekend.
6. John (leave) his bag in the library last Monday.
7. Harry and Jane (buy) new TV set and now are enjoying a film.
8. His grandfather (die) when he was a child.
9. Clara (be) never abroad.
10. John (not arrive) yet.

6. Переведите предложения с русского на английский, используя PresentPerfect или PastSimple

1. Я знал этого мальчика, когда я ходил в школу.
2. Они никогда не встречались раньше.
3. Мои родители поженились 20 лет назад.
4. Я уже целую вечность не видела своих друзей!
5. Я только что приготовил кофе, будешь?
6. Генри отправил письмо своим родителям на прошлой неделе.
7. Он еще не получил ответ.
8. Я потерял телефон вчера и до сих пор не нашел его.
9. Он был таким голодным, что съел все, что было в холодильнике, и уснул.
10. Уже 11 часов утра, а она все еще не встала.

1. Прочитайте и переведите текст.

In a Small Town

Text 1

Toscanini was a great musician. He lived in America. One day he came to a very little town. He was walking along the street when he saw a piece of paper in one of the windows. He read:
MRS.SMITH.MUSIC LESSONS.

TWO DOLLARS A LESSON.

Then Toscanini heard the music. Somebody was playing Tchaikovsky.

“Mrs. Smith is playing,” he thought, “she isn’t a very good musician. She doesn’t play Tchaikovsky well. I must show her how to play it.”

He went up to the door of the house and rang. The music stopped and soon a woman opened the door.

“Are you Mrs. Smith?” asked Toscanini. “My name is Toscanini and I want to show you how to play Tchaikovsky.”

Mrs. Smith was very glad to meet the great musician. She asked him to come in. Toscanini played Tchaikovsky for her and went away.

A year later Toscanini visited the same town again. When he went up to the house where he had played Tchaikovsky the year before he again saw a piece of paper. Now it read.

MRS.SMITH. (TOSCANINI’S PUPIL)

MUSIC LESSONS.

FOUR DOLLARS A LESSON.

2. Ответьте true или false

1. Toscanini came to a very little town.
2. He liked how Mrs. Smith was playing.
3. He wanted to play the piano for her.
4. Tchaikovsky visited Mrs. Smith one day.
5. Mrs. Smith was a teacher of music.

3. Напишите предложения в правильной форме

1. Mrs. Smith was very glad to meet the great musician.
2. He lived in America.
3. The music stopped and soon a woman opened the door.
4. The music stopped and soon a woman opened the door.
5. “Mrs. Smith is playing,” he thought, “she isn’t a very good musician.

4. Ответьте на вопросы

1. Where did Toscanini live?
2. Toscanini was a great musician, wasn’t he?
3. Did he want to show Mrs. Smith how to play?
4. What did he see in one of the window?
5. Did he think that Mrs. Smith was playing well?

5. Допишите предложения

1. One day he came...
2. I must show her...
3. The music stopped and soon...
4. Toscanini played Tchaikovsky for ...
5. Four dollars...

Grammar exercises

1. Переведите на английский язык.

1. Вы должны бросить курить.
2. Вечеринка была замечательная. Вам следовало прийти.
3. Ты можешь решить эту проблему.
4. Тебе следует навестить своего больного друга.
5. Тебе следовало навестить своего больного друга, но ты не навестил.
6. Не хотите еще чая?
7. Я вынужден был сделать это.
8. Я не знаю, почему мы спешили. Нам не нужно было спешить.
9. Я бы хотел пойти с тобой.

10. Ты можешь делать все, что хочешь.

2. Переведите на английский язык.

1. Вы можете взять эту книгу, если хотите.
2. Вы можете взять эту книгу: она не тяжелая.
3. Вы можете и не брать эту книгу.
4. Я не могу взять эту книгу.
5. Подумай только: можно было и не ходить туда.
6. Можешь сразу не соглашаться: подумай несколько дней.
7. Можете сегодня туда пойти.
8. Можете сегодня туда не ходить.
9. Можете не переписывать сочинение.
10. Можете остаться: ведь у вас есть время.

3. Вставьте подходящие модальные глаголы (must, may, can, need, to have to, to be able to).

1. You ... not come to help them tomorrow: the work is done.
2. You ... not change the whole text as the beginning is all right. You ... only rewrite the second part of it.
3. ... you help me now? — I am afraid not: I am in a great hurry. I shall be free in the evening. Come to my place at about eight, and I ... help you.
4. John ... not tell us the rules of the game: we know them.
5. ... I return the book to you on Friday? I am afraid I ... not finish it before. — No, that is too late. You ... bring it to me not later than Wednesday.
6. It is already six o'clock. We ... hurry if we don't want to be late.
7. ... you translate this text into English? — I think I ...
8. They spent all the morning on the river bank. Only Ann ... return home as she ... not stay in the sun for such a long time.
9. How do you feel when you ... take a test? — I'm always a little frightened and unhappy.
10. She ... decorate a room nicely.

4. Употребление модального глагола should.

Переведите на русский язык.

1. You should know how to raise your children not to be losers.
2. You shouldn't give the child everything he wants. You shouldn't satisfy his every craving for food, drink and comfort. Otherwise, he will grow up to believe the world owes him a living.
3. You shouldn't laugh at him when he picks up bad words. This will make him think he isn't cute. It won't also encourage him to pick up «cuter» phrases.
4. You shouldn't avoid use of the word «wrong». This won't condition him to believe, later, when he is arrested for stealing a car, that society is against him.
5. You shouldn't pick up everything he leaves lying around — books, shoes and clothing. You shouldn't do everything for him, otherwise, he will be experienced in throwing all responsibility onto others.

5. Переведите на английский язык, употребляя модальный глагол should в сочетании с требующейся формой инфинитива (Indefinite Infinitive — Perfect Infinitive).

1. Дети должны быть более внимательны к своим родителям.
2. Ему следует обратиться к врачу.
3. Ему следовало давно обратиться к врачу.
4. Вы не должны давать ребенку столько конфет.
5. Ему следует прочитать эту книгу.
6. Ему следовало уже прочитать эту книгу.
7. Вам следует пойти туда и поговорить с ними.
8. Вам следовало сходить туда (раньше) и поговорить с ними.
9. Он не должен был так грубо разговаривать.
10. Он не должен был забывать о моей просьбе.

6. Переведите английские пословицы, обращая внимание на модальные глаголы. Постарайтесь вспомнить русские эквиваленты пословиц, где это возможно.

1. A man can do no more than he can.
2. Anyone who has to ask the price cannot afford it.
3. People who live in glass houses should not throw stones at their neighbours.
4. You must learn to walk before you can run.
5. He who falls today may rise tomorrow.
6. A bird may be known by its song.
7. He who laughs at crooked men should need to walk very straight.
8. Talk of the devil and he is to appear.
9. A tree must be bent while young.
10. The wind can't be caught in a net.

7. (продвинутый уровень) Переведите на английский язык.

1. Я должен был вчера встретить ее, но не смог. Я действительно был очень занят. Мне очень жаль.
2. Вы должны немедленно напечатать и отправить это письмо. Оно очень срочное.
3. Мне приходится вставать рано, я должен начинать работу в 7 часов.
4. Если вы хотите сдать экзамен по английскому языку вы должны заниматься ежедневно.
5. Ей приходится помогать сыну делать уроки. Он очень невнимательный и поэтому часто делает много ошибок.
6. Ты должен помогать своей старенькой маме. Ты знаешь, что ей 75 лет. Она часто болеет и не может заниматься домашней работой.
7. В этом месяце он пропустил много уроков и поэтому ему приходится сейчас много заниматься.
8. Вчера была плохая погода и поэтому им пришлось остаться дома.
9. У нее не было учебника английского языка и поэтому ей пришлось переписать все упражнения в тетрадь.
10. Вам нет необходимости идти в библиотеку. У меня много книг дома и вы можете взять любую книгу, которая вам нужна.

8. Вставьте глаголы can, could, may, might, should, would.

1. ... you be prosperous and happy!
2. I trust that your fears ... not be realized.
3. In my perplexity I appealed to my guide to know what I ... do.
4. A good general makes every preparation against defeat ... such a contingency arise.
5. It makes my blood boil to think that such cruelties ... go on around us.
6. ... such circumstances arise. I shall take steps to deal with them.
7. Whatever ... have happened, the result is the same.
8. Who can say what ... have happened, had not the accident been averted?
9. Some of these rocks ... perhaps have been deposited by passing icebergs.
10. He was so indifferent to public opinion that he did not care what the papers ... say.

9. (начальный уровень) Переведите на английский язык.

1. Дети должны ложиться спать рано.
2. Вы обязательно должны пригласить их на обед.
3. Я плохо себя чувствую. Я должен пойти к врачу.
4. Я опять должен встать так рано в воскресенье?
5. Во время экзаменов вы не должны задавать вопросов?
6. «Вечером ты должен возвращаться в 11 часов», — сказала мать.
7. Вы обязательно должны ездить весной за город.
8. Мне нужно слушать радиопередачи на английском. Я хочу хорошо говорить по-английски.
9. Мне привести с собой друга?
10. Детям нельзя смотреть телевизор так поздно.

10. Заполните пробелы одним из модальных глаголов (must или have to):

1. "Now look here, young lady, you *** be home before 2.00 AM. Do you understand?"
2. He *** take the bus today as his car broke down yesterday.
3. In a mosque you *** take off your shoes before entering.
4. Dogs *** be kept on leads.
5. You *** leave now if you want to catch the 9.30.
6. In a decent kitchen the staff *** wash their hands frequently.
7. "You *** prepare this exercise for tomorrow!"
8. In Third World countries people often *** be very ingenious simply to survive.
9. Our sales people *** be more persistent when dealing with customers.
10. I *** go now, I'm late already.

11. (средний уровень) Употребление глагола may (might). Переведите на английский язык.

1. Возможно, они и знает обо всем, да не хочет нам сказать.
2. Уже пять часов. — Подождите немного, он может скоро прийти.
3. Где Павел? — Не знаю, он, возможно, пошел в консерваторию.
4. Скажите ему, что он мог бы быть более внимательным к своим старшим друзьям.
5. Хотя похоже на то, что будет дождь, но, кто знает, может быть, завтра будет хорошая погода.

**Практическая работа 18.
Wonders of the World
Grammar exercises**



1. Раскройте скобки в условных предложениях I типа и поставьте глаголы в правильную форму.

Н-р: If it ... (rain), we ... (stay) at home. (Если пойдет дождь, мы останемся дома.) – If it rains, we shall stay at home.

1. If he ... (practice) every day, he ... (become) a champion. (Если он будет тренироваться каждый день, он станет чемпионом.)
2. She ... (help) us if we ... (ask). (Она поможет нам, если мы попросим.)
3. If they ... (have) enough money, they ... (open) a restaurant next year. (Если у них будет достаточно денег, они откроют ресторан в следующем году.)
4. I ... (not talk) to you anymore if you ... (insult) me. (Я не буду с тобой больше разговаривать, если ты обидишь меня.)
5. If Bob ... (not keep) his word, Anna ... (beangry) withhim. (Если Боб не сдержит слово, Анна разозлится на него.)

2. Раскройте скобки в условных предложениях II типа и поставьте глаголы в правильную форму.

Н-р: If Susan ... (move) to Tokyo, she ... (live) near her sister. (Если бы Сюзан переехала в Токио, она бы жила рядом со своей сестрой.) – If Susan moved to Tokyo, she would live near her sister.

1. If you ... (have) a driving license, you ... (get) this job. (Если бы у тебя были водительские права, ты бы получил эту работу.)
2. My dog ... (be) 20 years old today if it ... (be) alive. (Моей собаке исполнилось бы 20 лет сегодня, если бы она была жива.)
3. I ... (go) to the police if I ... (be) you. (Я бы обратился в полицию на твоём месте.)
4. If people ... (not buy) guns, the world ... (become) safer. (Если бы люди не покупали оружие, мир стал бы безопаснее.)
5. Tom ... (not eat) much "fast food" if his wife ... (cook) at home. (Том не ел бы много «фастфуда», если бы его жена готовила дома.)

3. Раскройте скобки в условных предложениях III типа и поставьте глаголы в правильную форму.

Н-р: John ... (not have) a car accident if he ... (choose) another road. (Джон не попал бы в автомобильную аварию, если бы выбрал другую дорогу.) – John wouldn't have had a car accident if he had chosen another road.

1. I ... (visit) Sarah yesterday if I ... (know) that she was ill. (Я бы навестил Сару вчера, если бы знал, что она больна.)
2. If you ... (go) with me to Paris last month, you ... (see) the Eiffel Tower too. (Если бы ты поехал со мной в Париж в прошлом месяце, ты бы тоже увидел Эйфелеву башню.)
3. We ... (not get wet) if you ... (take) an umbrella. (Мы бы не промокли, если бы ты взяла зонт.)
4. If Mum ... (not open) the windows, our room ... (not be) full of mosquitoes. (Если бы мама не открыла окна, наша комната не была бы полна комаров.)
5. Nick ... (not be) so tired this morning if he ... (go to bed) early last night. (Ник не был бы таким уставшим этим утром, если бы рано лег спать прошлой ночью.)

4. Подберите к первой части условных предложений (из первого столбика) их окончание (из второго столбика). Обратите внимание на тип условного предложения. Переведите получившиеся предложения.

Н-р: 1 – c (Мы бы испекли торт, если бы мы купили немного яиц вчера.)

- | | |
|--------------------------------|--|
| 1) We would have made a cake | a) if he hadn't shouted at them. |
| 2) If it rains much | b) if she loses weight. |
| 3) If I knew English well | c) if we had bought some eggs yesterday. |
| 4) My kids wouldn't have cried | d) if I were you. |
| 5) I would call him | e) I would be an interpreter. |
| 6) She will put this dress on | f) the flowers will grow very fast. |

Практическая работа 19.

Man and Nature

Lexical exercises

1. Соотнесите слова:

- to pollute a) оружие
- environment b) загрязнять
- a weapon c) безопасный
- to poison d) сбрасывать
- waste e) отравлять
- destruction f) разрушение
- to dump g) отходы
- to cause h) окружающая среда
- to survive i) вызывать
- safe j) выживать

2. Найдите лишнее слово:

1. dustbin – cupboard – waste-paper basket – ashtray

2. tin – can – metal – plastic
3. waste – litter – glass – rubbish
4. response – reply – answer – question
5. reduce – involve – deflate – decrease

3. Составьте словосочетания и переведите их на русский язык:

to protect	the atmosphere
to drop	the environment
to pollute	old containers
to turn off	public transport
to recycle	litter
to pay	lights
to go by a fine	

Grammar exercises

1. Продолжите предложения в косвенной речи, соблюдая правила согласования времен.

Н-р: He said, "I work in New York." (Он сказал: «Я работаю в Нью-Йорке.») – He said that he ... (He said that he worked in New York. – Он сказал, что работает в Нью-Йорке.)

1. She said, "I speak French." – She said that she ...
2. She said, "I am speaking French."
3. She said, "I have spoken French."
4. She said, "I spoke French."
5. She said, "I am going to speak French."
6. She said, "I will speak French."
7. She said, "I can speak French."
8. She said, "I may speak French."
9. She said, "I have to speak French."
10. She said, "I must speak French."
11. She said, "I should speak French."
12. She said, "I ought to speak French."

2. Найдите предложения, в которых глагол в скобках может стоять в настоящем времени.

1. Our neighbour said his name (be) Fred. (Наш сосед сказал, что его зовут Фред.)
2. He said he (be) tired. (Он сказал, что устал.)
3. I thought you (call) the doctor. (Я думал, что ты вызвал врача.)
4. We met the woman who (live) next door. (Мы встретили женщину, живущую рядом.)
5. Jane said she (can't afford) to buy a new car. (Джейн сказала, что не может позволить себе покупку новой машины.)
6. She asked me how many books I (read) last month. (Она спросила меня, сколько книг я прочитал в прошлом месяце.)
7. Bob said he usually (go to bed) before midnight. (Боб сказал, что обычно ложится спать до полуночи.)
8. I wondered why Sam (leave) without saying a word. (Мне было интересно, почему Сэм ушел, не сказав ни слова.)
9. Cavendish discovered that water (consist of) hydrogen and oxygen. (Кавендиш открыл, что вода состоит из водорода и кислорода.)
10. Alice and Henry said that they (be) from Florida. (Алиса и Генри сказали, что они родом из Флориды.)

3. Выберите верный вариант глагола и переведите предложения.

1. I knew that my sister ... (have/has/had) a problem.
2. I know that my sister ... (have/has/had) a problem.
3. I knew that my sister ... (will have/would have/had) a problem soon.
4. He said he ... (lived/has lived/had lived) in Moscow since 2005.
5. She asks me if the flight ... (has been cancelled/had been cancelled/been cancelled).
6. She asked me if the flight ... (has been cancelled/had been cancelled/was cancelled).
7. Nobody knew what ... (will happen/would happen/happens) next.

8. Mike said that he ... (hasn't met/didn't meet/hadn't met) Helen since they parted.
9. Kelly said that she ... (didn't want/doesn't want/hadn't wanted) to wear her hat.
10. We didn't expect that he ... (showed/will show/would show) us the film.

Практическая работа 20.

The Way into a Career

Lexical exercises

1. Определите профессию по описанию:

journalist, bricklayer, accountant, physicist, sports instructor, interpreter, architect, manager, pharmacist, physician, announcer, receptionist, cashier, conductor, interior decorator, programmer, fashion designer.

1. someone who can count well and keeps the money records of a business
2. someone who makes walls with bricks
3. someone who designs clothes
4. someone who writes computer programs
5. someone who stands in front of the group of musicians or singers and directs their playing or singing
6. someone who gets cash or pays out money in a shop
7. someone who works at the reception desk of a hotel
8. (Am.) a doctor
9. someone who changes spoken words from one language to another
10. someone whose job is to design buildings
11. someone whose job is to manage a company
12. someone who studies or works in physics

2. Дайте определение профессиям:

bricklayer, teacher, accountant, driver, musician, singer, photographer, shop-assistant

3. Task: choose the suitable words.

1. A person whose job is to keep and examine the money accounts of business or people is called ...
2. A person who plans new buildings and sees that they are built properly is called
3. A person who practices or works in one of the fine arts is called
4. A person who is skilled at making and repairing wooden objects is called
5. A scientist who specializes in chemistry is called
6. A person who prepares and cooks food is called
7. A person professionally trained to treat the teeth is called
8. A person who works at a dock is called
9. A person who drives a car is called
10. A person who plans and understands the making of machines, roads, bridges is called
11. A person who owns or plans the work on a farm is called
12. A person who changes speech from one language into another is called
13. A person whose profession journalism is called
14. A person whose business is to advise people about laws and to represent them in court is called
15. A worker in a mine is called
16. A person who performs on a musical instrument, or who writes music is called
17. A person qualified to practise both medicine and surgery is called
18. A person who studies physics is called
19. A person who flies an aircraft is called
20. A member of a navy, or sailor on a ship, who is not an officer is called
21. A person who makes or repairs shoes is called
22. A worker in iron or other metals is called
23. A man who serves passengers on a ship or plane is called
24. A person who makes garments (одежда) for men is called
25. A person who changes writing from one language into another is called
26. A person whose job is to weave cloth is called

For help:

a) dentist, b) shoemaker, c) artist, d) tailor, e) accountant, f) driver, g) seaman, h) architect, I) physician, j) chemist, k) smith, l) docker, m) translator, n) farmer, o) carpenter, p) lawyer, g) steward, r) weaver, s) journalist, t) cook, u) physicist, v) interpreter, w) pilot, x) miner, y) musician, z) engineer.

Grammar exercises

1. Поставьте глаголы из скобок в форму Present Perfect Continuous.

1. The vegetables ... (boil) since 10 o'clock. (Овощи варятся с 10 часов.)
2. He ... (wait) for her answer for six months. (Он ждет ее ответа в течение 6 месяцев.)
3. My sister ... (send) job applications for 3 months. (Моя сестра рассылает заявления о приеме на работу в течение 3 месяцев.)
4. I ... (try) to find my documents since last Sunday. (Я пытаюсь найти свои документы с прошлого воскресенья.)
5. They ... (learn) Japanese for a couple of years. (Они изучают японский язык пару лет.)
6. Father ... (drill) holes in the wall since noon. (Папа сверлит отверстия в стене с полудня.)
7. My brother ... (play) computer games for 3 hours. (Мой брат играет на компьютере в течение 3 часов.)
8. I ... (listen) to you very carefully. (Я слушаю тебя очень внимательно.)
9. He ... (not take) his medicine for the last week. (Он не принимает лекарство в течение последней недели.)
10. We ... (save) the money for a holiday for a year. (Мы копим деньги на отпуск в течение года.)

2. Ответьте на вопросы, используя одно из предлагаемых ниже действий в Present Perfect Continuous.

Н-р: Why are you angry? (Почему ты рассержен?) – Because I've been waiting for a bus for a long time. (Потому что я долго жду автобус.)

- wait for a bus for a long time

- wash the floors

- decorate a Christmas tree

- use expensive creams for a couple of years

- peel the onions

- make a snowman in the garden

- play football on the grass

1. Why are you angry?

2. Why is she crying? (Почему она плачет?)

3. Boys, why are your shorts dirty and green? (Мальчики, почему ваши шорты грязные и зеленые?)

4. Why are you sweating? (Почему ты потеешь?)

5. Why are your hands so cold? (Почему у тебя такие холодные руки?)

6. Why are the children so excited? (Почему дети так взволнованы?)

7. Why does she look so young? (Почему она выглядит так молодо?)

3. Поставьте в предложения for или since .

1. Bob has been playing hockey ... he was a small boy.

2. She's been driving that car ... five years.

3. We have been planning our vacation ... last month.

4. He has been talking on the phone ... 8 o'clock.

5. You have been telling the same anecdotes ... many years.

6. I have been feeling ill ... a couple of days.

4. Опишите каждую ситуацию одним предложением, используя for или since и глаголы в Present Perfect Continuous.

Н-р: I started writing an article last month and I'm still writing it. (Я начал писать статью в прошлом месяце, и до сих пор пишу ее.) – I have been writing an article since last month. (Я пишу статью с прошлого месяца.)

1. Tom started playing chess when he was 6 and he still plays it.
2. Martha started looking for a job 4 months ago and she is still looking for it.
3. Mother started cooking chicken in the morning and she is still cooking it.
4. It started snowing 3 days ago and it's still snowing.
5. Kate went to bed last night and she is still sleeping.

4. Фонд оценочных средств дисциплины

4.1. Результаты освоения учебной дисциплины, подлежащие проверке

Формы промежуточной аттестации по семестрам:

№ семестра	Форма контроля
1	ДФК
2	Дифференцированный зачет

В результате освоения учебной дисциплины *Иностранный язык* обучающийся должен обладать предусмотренными ФГОС по специальности СПО **43.02.16 Туризм и гостеприимство** следующими знаниями и умениями:

знать:

- значения новых лексических единиц, связанных с тематикой данного этапа и с соответствующими ситуациями общения;
- языковой материал: идиоматические выражения, оценочную лексику, единицы речевого этикета, перечисленные в разделе «Языковой материал» и обслуживающие ситуации общения в рамках изучаемых тем;
- новые значения изученных глагольных форм (видо-временных, неличных), средства и способы выражения модальности; условия, предположения, причины, следствия, побуждения к действию;
- лингвострановедческую, страноведческую и социокультурную информацию, расширенную за счет новой тематики и проблематики речевого общения;
- тексты, построенные на языковом материале повседневного и профессионального общения, в том числе инструкции и нормативные документы по специальностям СПО;

уметь:

говорение

- вести диалог (диалог–расспрос, диалог–обмен мнениями/суждениями, диалог–побуждение к действию, этикетный диалог и их комбинации) в ситуациях официального и неофициального общения в бытовой, социокультурной и учебно-трудовой сферах, используя аргументацию, эмоционально-оценочные средства;
- рассказывать, рассуждать в связи с изученной тематикой, проблематикой прочитанных/прослушанных текстов; описывать события, излагать факты, делать сообщения;
- создавать словесный социокультурный портрет своей страны и страны/стран изучаемого языка на основе разнообразной страноведческой и культуроведческой информации;

аудирование

- понимать относительно полно (общий смысл) высказывания на изучаемом иностранном языке в различных ситуациях общения;
- понимать основное содержание аутентичных аудио- или видеотекстов познавательного характера на темы, предлагаемые в рамках курса, выборочно извлекать из них необходимую информацию;
- оценивать важность/новизну информации, определять свое отношение к ней;

чтение

– читать аутентичные тексты разных стилей (публицистические, художественные, научно-популярные и технические), используя основные виды чтения (ознакомительное, изучающее, просмотровое/поисковое) в зависимости от коммуникативной задачи;

письменная речь

– описывать явления, события, излагать факты в письме личного и делового характера;

– заполнять различные виды анкет, сообщать сведения о себе в форме, принятой в стране/странах изучаемого языка;

Результаты освоения учебной дисциплины, подлежащие проверке

В результате аттестации по учебной дисциплине осуществляется комплексная проверка следующих умений и знаний, а также динамика формирования общих компетенций:

Результаты обучения (освоенные умения, усвоенные знания)	Показатели оценки результата	Формы и методы контроля и оценки результатов обучения
<p>В результате изучения учебной дисциплины «Иностранный язык» обучающийся должен знать:</p> <ul style="list-style-type: none"> – значения новых лексических единиц, связанных с тематикой данного этапа и с соответствующими ситуациями общения; – языковой материал: идиоматические выражения, оценочную лексику, единицы речевого этикета, перечисленные в разделе «Языковой материал» и обслуживающие ситуации общения в рамках изучаемых тем; <ul style="list-style-type: none"> – новые значения изученных глагольных форм (видо-временных, неличных), средства и способы выражения модальности; условия, предположения, причины, следствия, побуждения к действию; – лингвострановедческую, страноведческую и социокультурную информацию, расширенную за счет новой тематики и проблематики речевого общения; – тексты, построенные на языковом материале повседневного и профессионального общения, в том числе инструкции и нормативные документы по профессиям специальностям СПО; <p>уметь:</p> <p><u>говорение</u></p> <ul style="list-style-type: none"> – вести диалог (диалог–расспрос, диалог–обмен мнениями/суждениями, диалог–побуждение к действию, этикетный диалог и их комбинации) в ситуациях официального и неофициального общения в бытовой, социокультурной 	<ul style="list-style-type: none"> -перевод слов и словосочетаний по заданной теме -понимание речи, текстов, диалогов -выполнение грамматических упражнений, тестирование. -понимание речи, текстов, диалогов -понимание и написание текстов, инструкций, документов -общение в форме диалога в официальных и неофициальных ситуациях 	<p><u>Формы контроля обучения:</u></p> <ul style="list-style-type: none"> - практические задания по работе с информацией, документами, литературой; Дифференцированный зачет Другие формы контроля <p><u>Методы оценки результатов обучения:</u></p> <ul style="list-style-type: none"> - накопительная система баллов, на основе которой выставляется итоговая отметка. - традиционная система отметок в баллах за каждую выполненную работу, на основе которых выставляется итоговая отметка; - мониторинг роста творческой самостоятельности и навыков получения нового знания каждым обучающимся

<p>и учебно-трудовой сферах, используя аргументацию, эмоционально-оценочные средства;</p> <ul style="list-style-type: none"> – рассказывать, рассуждать в связи с изученной тематикой, проблематикой прочитанных/прослушанных текстов; описывать события, излагать факты, делать сообщения; – создавать словесный социокультурный портрет своей страны и страны/стран изучаемого языка на основе разнообразной страноведческой и культуроведческой информации; аудирование – понимать относительно полно (общий смысл) высказывания на изучаемом иностранном языке в различных ситуациях общения; – понимать основное содержание аутентичных аудио- или видеотекстов познавательного характера на темы, предлагаемые в рамках курса, выборочно извлекать из них необходимую информацию; – оценивать важность/новизну информации, определять свое отношение к ней: <p><u>чтение</u></p> <ul style="list-style-type: none"> – читать аутентичные тексты разных стилей (публицистические, художественные, научно-популярные и технические), используя основные виды чтения (ознакомительное, изучающее, просмотровое/поисковое) в зависимости от коммуникативной задачи; <p><u>письменная речь</u></p> <ul style="list-style-type: none"> – описывать явления, события, излагать факты в письме личного и делового характера; – заполнять различные виды анкет, сообщать сведения о себе в форме, принятой в стране/странах изучаемого языка; <p>использовать приобретенные знания и умения в практической и профессиональной деятельности, повседневной жизни.</p> <ul style="list-style-type: none"> -общаться (устно и письменно) на иностранном языке на профессиональные и повседневные темы; -переводить (со словарем) иностранные тексты профессиональной направленности; 	<ul style="list-style-type: none"> -высказывание собственного отношения к ситуации или проблеме -сообщение по заданной теме -понимание общего смысла услышанного -понимание общего и детального смысла услышанного -чтение текстов разных стилей -написание личной информации -заполнение бланков и анкет -общение в форме диалога в официальных и неофициальных ситуациях 	
--	--	--

-самостоятельно совершенствовать устную и письменную речь, пополнять словарный запас. -лексический (1200-1400 лексических единиц) и грамматический минимум, необходимый для чтения и перевода (со словарем) иностранных текстов профессиональной направленности	- понимание речи, текстов, диалогов	
--	-------------------------------------	--

4.2. Методика применения контрольно-измерительных материалов

Контроль знаний обучающихся включает:

Текущий контроль в форме :практические задания по работе с информацией, документами, литературой

Промежуточную аттестацию в форме : -ДФК

- дифференцированный зачет

4.3. Контрольно-измерительные материалы включают:

4.3.1. Типовые задания для оценки знаний и умений текущего контроля

Контроль и оценка результатов освоения темы осуществляется преподавателем в процессе выполнения обучающимися индивидуальных заданий **в виде** практических заданий , которые включают : чтение, аудирование , говорение, навыки перевода и письменные задания с грамматическим уклоном.

Контрольно – измерительные материалы для текущего контроля по учебной дисциплине

Практическая работа

Вводное занятие. Входной контроль.

Test yourself.

Choose the right answer.

- Where ___ yesterday? - I was at home.
a) you were b) you was c) were you d) did you
 - Where _____ yesterday? I didn't go anywhere.
a) went you b) did you went c) did you go d) was you go
 - Why not go to the National Gallery? I _____ there yesterday.
a) go b) went c) gone d) have gone
 - I _____ to the USA .
a) have never been b) been have never c) have never d) never been
- 5.73rd
a) seventy-third b) seventy-three c) seventy-threeth d) seventy-thirty
- Your homework is even worse ___ mine!
a) then b) than c) as d) of
 - Your English.... getting better. Try to do more exercises.
a) do b) is not c) is d) are
 - .It.... dark at 8 o'clock in the evening.
a) are b) is c) am d) be

9. Show ___ the plan of your article.
a) they b) them c) their d) themselves
10. Was there ... lecture on physics yesterday?
a) some b) any c) no d) not any
11. Will you be there ___ Sunday?
a) at b) in c) on d) of
12. June is ___ than May in our region.
a) hot b) the hottest c) hotter d) hottest
13. Who is ___ popular engineer in our country?
a) more b) most c) much d) the most
14. My results in the test are ___ of all.
a) good b) better c) best d) the best
15. Do you like him ___ there?
a) coming b) came c) to come d) come
16. Tea will be ready when you ___ home.
a) gets b) get c) will get d) shall get
17. She will come to tea if you ___ her .
a) asks b) ask c) asked d) will ask
18. She didn't open the door because she ___ a rest.
a) having b) has c) was having d) had
19. My house is at ____.
a) end of street b) end of the street c) the end of the street d) the end of street
20. I saw Lucy and Steve this morning. They ___ at the bus stop.
a) waiting b) waited c) were waiting d) was waiting
21. I ___ television yesterday.
a) didn't watch b) didn't watched c) don't watched d) don't watch
22. When I go abroad I prefer to go ___ plane.
a) in b) by c) with the d) by the
23. Do you want him ___ there?
a) coming b) came c) to come d) come

Практическая работа

Существительное (число, падеж, артикль)

1. Decide which of the following nouns are countable or uncountable

Time, machine, silver, hour, information, instruction, material, stress, ability, gas, water, strength, chemist, steel, theory, program, system, gold, production, drawing, circuit, component.

2. Write down the following nouns in plural

Engineer, factory, tool, workman, company, device, position, industry, resistance, car, source, method, surface, motor, type, tube, inventor, plant, calculation, material.

3 .Form the nouns.Translate them

a) research – researcher

sense -

conduct -

engine -

invent -

b) form - forming

operate -

build up -

use -

increase -

c) operate – operation

state -

insert -

posit -

d) move – movement

develop -

entertain -

improve -

4. Use the Possessive Case of the nouns:

Example: The poems of Lermontov. (Lermontov's poems).

1.The computer of their workers. 2. The questions of my chief. 3. The work of our scientist. 4. The sound of this machine. 5. The new tool of the workers. 6. The letter of client. 7. The magazine of these women. 8. The room of their assistants is large.

5.Translate in to English.

1. Это изобретение российских ученых. 2. Отец моего друга — инженер. 3. Дайте мне книгу о паровых двигателях. 4. Вы видели журнал нашего руководителя? 5. Вчера учащиеся нашей группы ходили на экскурсию. 6. Он показал мне конспект занятия.

6. Use the articles *a, an, the* where it is necessary:

1. Yesterday I saw... new film, but... film wasn't very interesting. 2. London is situated on ... Thames. 3. Yuri Gagarin was ... first man to fly over ... Earth in spaceship. 4. I decided to visit... Ivanovs, but they were not at... home. 5. Lomonosov,... great Russian scientist, was born in ... small village on ... shore of... White Sea. 6.... United States of America is one of ... most powerful countries of the world. 7. Is this tool made of ... iron or ... plastic? 8. What... strange man he is!

7. Insert the article where necessary and retell the story:

Three men came to ... New York for ... holiday. They came to... very large hotel and took... room there. Their room was on... forty-fifth floor. In...evening... friends went to ... theatre and came back to ... hotel very late. «I am very sorry,» said ... clerk of ... hotel, «but... lifts do not work tonight. If you don't want to walk up to your room, we shall make... beds for you in... hall.» «No, no, » said one of ... friends, «no, thank you. We don't want to sleep in ... hall. We shall walk up to our room. » Then he turned to his friends and said: «It is not easy to walk up to ... forty-fifth floor, but we shall make it easier. On ... way to ... room I shall tell you some jokes; then you, Andy, will sing us some songs; then you, Peter, will tell us some interesting stories.» So they began walking up to their room. Tom told them many jokes; Andy sang some songs. At last they came to ... thirty sixth floor. They were tired and decided to have... rest. «Well,» said Tom, «now it is your turn, Peter. After all... jokes, I would like to hear ... sad story. Tell us ... long and interesting story with ...sad end.» «... story which I am going to tell you,» said Peter, «is sad enough. We left... key to our room in ...hall.»

8. Complete the text with the suitable nouns from the list, read the text and translate it into Russian.

Nouns: *investigations, conductor, physicists, relation, electricity, resistance, temperature, operation, unit, conversion, methods, law.*

James Prescott Joule

James Prescott Joule, famous British physicist, was born in 1818 in Salford, England.

Joule was one of the most outstanding ... of his time. He is best known for his research in ... and thermodynamics. In the course of his ... of the heat emitted in an electrical circuit, he formulated the law, now known as Joule's law of electric heating. This ... states that the amount of heat produced each second in a ... by electric current is proportional to the ... of the conductor and to the square of the current. Joule experimentally verified the law of conservation of energy in his study of the ... of mechanical energy into heat energy.

Joule determined the numerical ... between heat and mechanical energy, or the mechanical equivalent of heat, using many independent.... The ... of energy, called the **joule**, is named after him. Together with the physicist William Thomson (Baron Kelvin), Joule found that the ... of a gas falls when it expands without doing any work. This phenomenon, which became known as the Joule-Thomson effect, lies in the ... of modern refrigeration and air-conditioning systems.

Практическая работа Местоимения. Предлоги.

1. Learn grammar .

Personal			Possessive		Reflexive	
singular/ plural	Nominative Case	Objective Case	General Form	Absolute Form		
Singular	1	I	me	my	mine	myself
	2	you	you	your	yours	yourself
	3	he	him	his	his	himself
		she	her	her	hers	herself
		it	it	its	its	itself
Plural	1	we	us	our	ours	ourselves
	2	you	you	your	yours	yourselves
	3	they	them	their	theirs	themselves

2. Insert the suitable form of pronouns

1) I have my magazine. Have you got ___? 2) Did you see the snake?- Yes, I saw ___ and ___ saw __. 3) Call in the evening. I'll be waiting for ___ call. 4) The teacher pointed to Ann and said it was ___ duty to clean the board. 5) He is good at English. Let ___ greet the quests.

3. Insert the suitable form of reflexive pronouns

1) We enjoyed ___ at the tutorial. 2) They were very selfish. They only thought of __. 3) Stop making so much noise! I can't concentrate. 4) Don't worry! Relax __. 5) Do you feel ___ lonely here?

4. Complete the text with the suitable pronouns from the list, read the text and translate it into Russian.

Pronouns: They his he

Alfred Bernhard Nobel

Alfred Bernhard Nobel was a famous Swedish chemist and inventor. ___ was born in Stockholm in 1833. After receiving an education in St. Petersburg, Russia, and then in the United States, where ___ studied mechanical engineering, ___ returned to St. Petersburg to work with his father in Russia. ___ were developing mines, torpedoes, and other explosives.

In a family-owned factory in Heleneborg, Sweden, ___ developed a safe way to handle nitroglycerine, after a factory explosion in 1864 killed ___ younger brother and four other people. In 1867 Nobel produced dynamite. ___ later produced one of the first smokeless powders. At the time of ___ death ___ controlled factories for the manufacture of explosives in many parts of the world. In ___ will ___ wanted that the major portion of ___ money left became a fund for yearly prizes in ___ name. The prizes were to be given for merits in physics, chemistry, medicine and physiology, literature, economics and world peace.

4. Learn grammar forms of pronouns: SOME, ANY, NO

SOME, ANY- « некоторый, несколько»

I have some books.

I have not any books. Have you any books?

5. Use the suitable indefinite pronoun.

1. If the patrol tank is empty, pour (some, any, no) petrol into it.
2. There was (some, any, no) water in the radiator, so we had to refill it.
3. This mechanic can repair (some, any, no) type of engine.
4. The book contained (some, any, no) diagrams.
5. We have (some, any, no) information on this problem.
6. The Metric System has (some, any, no) advantages over the English System.
7. Do you remember (some, any, no) facts from Newton's biography?

6. Translate into English. Use the suitable pronoun from the list:

Much, many, little, a little, few, a few

Countable

many-много

few-мало, но достаточно

a few-мало (недостаточно)

Uncountable

much-много

little-мало, но достаточно

a little-мало (недостаточно)

A) Translate into English. Use the suitable pronoun from the table

много машин, много воды, много приборов, много времени, много света, много инструментов, много тепла, много энергии, много силы;

B) Translate into Russian. Use the suitable pronoun from the table

1. There's ... light in the room, it's too dark.
2. Robots have become essential to ... laboratory procedures.
3. He has done ... improvements and the machine started to work again.

7. Learn grammar forms of prepositions.

PLACE	TIME	MOVING
in (в)	on (в)	to (в, на, к)
on (на)	in (в, через)	into (в, внутрь)
under (под)	at (в)	from (из, с, от)
above, over (над)	before (до)	outof (из)
in front of (перед)	after (после)	by
behind (позади)	until, till (до)	
between (между)	during (в течение)	
in the middle of (посередине)	since (с)	

near (около) at (у, около) around (вокруг)	for (не переводится, указывает на промежуток времени)	
--	---	--

8. Fill in the blanks with prepositions:

1. They went __ car.
2. He stood __ his father.
3. They had coffee __ a tasty bun __ breakfast.
4. They decided to meet __ 5 o'clock __ the station.
5. He took a book __ the table and put it __ his bag.
6. I go __ college.

Практическая работа

Прилагательное и наречие (степени сравнения, сравнительные конструкции).

Оборот there is/there are. Неопределенные местоимения.

1. Learn the compare degrees of adjectives and adverbs

	Absolute (Positive)	Comparative	Superlative
1.	low nice hot funny	lower nicer hotter funnier	the lowest the nicest the hottest the funniest
2.	modern useful	moremodern moreuseful	the most modern the most useful
3.	good bad little many, much far	better worse less more farther, further	(the) best (the) worst (the) least (the) most (the) farthest, furthest

2. Make up comparative and superlative forms of the listed below adjectives

Good, productive, important, large, simple, difficult, wide, famous, modern, interesting, universal, possible, sharp, small, bad, intelligent, high.

3. Translate the sentences with comparison constructions into Russian

1. Microsoft corporation is oriented to produce as many programs as needed to meet people needs and make them buy specific brand-name products.
2. As we know it is so well hidden that you'll rarely give it a thought.
3. Copies, as exact as possible, of this standard are maintained by national standards laboratories in many countries.

4. Open the brackets using the right form of adjectives:

- 1) Even (long) day has an end.
- 2) It is one of (important) questions of our conference.
- 3) Your English is (good) now.
- 4) Who knows him (well) than you?
- 5) We have (little) interest in this work than you.
- 6) Health is (good) than wealth.

5. Open the brackets and use the possible compare degrees of an adjective or adverb. Translate the text into Russian.

George Stephenson

George Stephenson was a British inventor and engineer. He is (famous) for building the first practical railway locomotive in the world.

Stephenson was born in 1781 in Wylam, near Newcastle upon Tyne, Northumberland. During his youth he worked as a fireman and (late) as an engineer in the coal mines of Newcastle. He invented one of the first miner's safety lamps independently of the British inventor Humphry Davy. Stephenson's early locomotives were used to carry loads in coal mines, and in 1823 he established a factory at Newcastle for their manufacture. In 1829 he designed a locomotive known as the Rocket, which could carry both loads and passengers at a (great) speed than any locomotive constructed at that time. The success of the Rocket was the beginning of the construction of locomotives and the laying of railway lines.

7. Learn the structures.

PRES ENT	Singular			Plural		
	+	-	?	+	-	?
	There is a small device.	There is not a small device.	Is there a small device?	There are <u>2</u> small devices.	There are not <u>2</u> small devices.	Are there <u>2</u> small devices?
PAST	There was a small device.	There was not a small device.	Was there a small device?	There were <u>2</u> small devices.	There were not <u>2</u> small devices.	Were there <u>2</u> small devices?
FUTURE	+		-		?	
	There will be a small device.		There will not be a small device.		Will there be a small device?	

8. Insert to *be* in the right form:

1. There... a telegram on the table. 2.... there any telegrams from Moscow? Yes, there... some. 3.... there... a flight for Moscow tomorrow? Yes, there.... 4. There... much snow last winter. 5. There... a lot of stars and planets in space. 6.... there... a lift in your future house? Yes, there..... 7. Some years ago there... many old houses in our street. 8.... there any lectures yesterday? No, there... 9.... there a lamp over the table? Yes, there.... 10.... there any interesting stories in this book? 11.... there a test last lesson? No, there.... 12. Soon there..... a new film on.

9. Learn the indefinite pronouns.

	some	any	no
-thing	something	anything	nothing
-body	somebody	anybody	nobody
-one	someone	anyone	noone/none
-where	somewhere	anywhere	nowhere

10. Translate the following sentences.

1. There are some new pupils in our group. 2. There is no book on the table. 3. There were many old houses in our street. 4. There are 4 seasons in a year. 5. There will be a conference next week. 6. There are many large cities in our country. 7. There was nobody in the room. 8. There are 7 days in a week. 9. There is something on the shelf. 10. There are many places of interest in London. 11. There are many beautiful flowers in our garden. 12. There was much work last week.

Практическая работа

Числительные (порядковые и количественные).

Vocabulary

addition-сложение	to multiply-умножить
subtraction-вычитание	to divide-разделить
plus-плюс	equal-равняться, бытьравным
minus-минус	

1. Write these numbers in words

1	10	11	12	2	20	3	13
90	4	40	5	50	16	7	8

Порядковые числительные.

first-первый	fifth-пятый
second-второй	fiftieth-пятидесятый
third-третий	fifty-fifth-пятьдесят пятый

2. Number the days of the week

.....	Tuesday
.....	Wednesday
.....	Monday
.....	Thursday
.....	Saturday
.....	Sunday
.....	Friday

3. Number the seasons of the year

.....	autumn
.....	winter
.....	summer
.....	spring

5. Number the months of the year

.....	October	April
.....	July	September
.....	January	March
.....	June	November
.....	February	May
.....	December	August

6. Learn fractions

Common fractions

$\frac{1}{2}$ - one half (a half)
$\frac{1}{3}$ - one third (a third)
$3\frac{1}{2}$ -three and a half
$5\frac{1}{7}$ -five and a seventh
$\frac{2}{7}$ - two sevenths

Decimal fractions

0,7-nought (zero; O) point seven
0,002-zero point two zeros two
1,1-one point one
5,36-five point three six
65,5-sixty-five point five

7. Read these common and decimal fractions

$\frac{1}{3}$; 0,23; $\frac{2}{5}$; 0,009; $\frac{5}{8}$; 10,01; $7\frac{1}{2}$; 205,35; $9\frac{5}{8}$; 79,31; $15\frac{8}{9}$; 0,0003.

8. Solve these problems

1. $99+77=$	5) $315+145=$	9) $1203+419=$
2) $61-50=$	6) $859-600=$	10) $115-32=$
3) $175:25=$	7) $10770:10=$	11) $49:7=$
4) $12 \times 12=$	8) $3550 \times 5=$	12) $234 \times 7=$

9. Match the numbers and the way of their reading

A. 1. $\frac{3}{4}$ a) three quaters B. 1. 60% a) one third

2. 5.68 b) two point two percent 2. 2.8 b) three and a half
 3. $7\frac{1}{2}$ c) five point six eight 3. $\frac{1}{3}$ c) two point eight
 4. 2.2% d) seven and a half 4. $3\frac{1}{2}$ d) sixty percent

10. Choose the right answer

1. Seventeen ... thirteen equals two hundred and twenty-one.

- a) times (multiplied by) c) minus
 b) divided by d) plus

2. Eighty-one ... thirty-three equals forty-eight

- a) times (multiplied by) c) minus
 b) divided by d) plus

3. One thousand and twenty-five ... twenty-five equals forty-one.

- a) times (multiplied by) c) minus
 b) divided by d) plus

11. Find the missing numbers

Example: 4, 5, 6, ... ,8, ... *seven, nine*

1. 13, 15, ... , ... , 21, 23, 25.
2. 1%, 2%, 4%, 8%, ... , 32%,
3. ... , 1 600, 1 800, 2 000,
4. 1, 2, 4, 7, ... , 16, ... ,31.
5. ... , 5 555, ... , 3 333, 2 222.
6. 20, 10, 5, $2\frac{1}{2}$, ... , $\frac{5}{8}$,
7. $1\frac{1}{4}$, $2\frac{1}{2}$, ... , 5, $6\frac{1}{4}$, ... , $8\frac{3}{4}$.
8. 100, 10 000, ... , 100 000 000,

12. Write these words as numbers

three and five sixths
 ninety-three per cent
 a thousand and nine
 one thousand seven hundred
 eighteenhundred

Практическая работа

Порядок слов в предложении. Основные типы вопросительных предложений.

1. Learn grammar.

1) подлежащее	2) сказуемое	3) дополнение (беспредложное, прямое, предложное)	4) обстоятельство (образа действия, места, времени)
------------------	-----------------	--	--

- 1) I
- 2) 2) *gave*
- 3) 3) *my brother*
- 4) 3) *a book*
- 5) 4) *yesterday.*

2. Build the sentences from the words:

- a) Is, best, she, friend, my.
- b) Learn, different, students, our, subjects.

c) The, is, Russia, the, in, country, largest, world.

d) Reading, is, my, of, best, son's, fond, friend.

3. Learn grammar. Questions:

a) General (Общие); b) Special (Специальные); c) Alternative (Альтернативные); d) Disjunctive (Разделительные).

a) General questions.

-Is the weather fine today? -Yes, it is.

No, it is not.

вспомогательный глагол (модальный, глагол-связка)	подлежащее (существительное или местоимение)	смысловый глагол (или дополнение)	дополнение (беспредложное, прямое, предложное)	обстоятельства (образа действия, места, времени)
---	--	--	--	--

b) Special questions.

- What is the weather today?

Вопросительное слово	вспомогательный глагол (модальный, глагол-связка)	подлежащее (существительное или местоимение)	смысловый глагол (или дополнение).	дополнение (беспредложное, прямое, предложное)	обстоятельства (образа действия, места, времени)
-----------------------------	--	--	---	--	--

Вопросительные слова:

what?- что? / какой?

where? - где? / куда?

who?- кто?

why? - почему? / зачем?

whom?- кого? / кому?

how? - как? / каким образом?

whose? - чей?

howmany? - сколько? (исчисляемого)

which? - который? / какой?

howmuch?- сколько? (неисчисляемого)

when?- когда?

howlong? - сколько? (о времени)

c) Alternative questions–OR!

-Is the weather fine or bad today?

вспомогательный глагол (модальный, глагол-связка)	подлежащее (существительное или местоимение)	смысловый глагол (или дополнение)	дополнение (беспредложное, прямое, предложное)	обстоятельства (образа действия, места, времени)
---	--	--	--	--

d) Disjunctive questions.

- The weather is fine today, is not it?

Подлежащее	сказуемое	дополнение (беспредложное, прямое, предложное)	обстоятельство (образа действия, места, времени)	, (not)	вспомогательный глагол (модальный, глагол-связка)	подлежащее (существительное или местоимение)
-------------------	------------------	--	--	---------------------------	--	--

4. Put the questions to the sentences:

1. There is a tool on the table. 2. He must work hard today. 3. They go to work on Monday. 4. It is cold today. 5. Ann has already begun to read a new book. 6. They will show you how to get there. 7. It wasn't difficult to do this task.

5. Translate the sentences into English:

1. Вам нравится больше английский язык или французский? 2. Они работают в Ростове или в Сочи? 3. Джоуль - единица тепла или мощности? 4. Нобель создал динамит в 1867? 5. Джордж Стефенсон был английским ученым, не так ли?

Практическая работа

Модальные глаголы и их эквиваленты.

1. Learn the usage of modal verbs.

Modal Verbs	Example	Usage
Can (am/is/are able to)	They can control their own budgets.	Способность выполнить действие, наличие возможности произвести действие
	We can't fix it.	Неспособность выполнить действие, отсутствие возможности произвести действие
	Can I smoke here?	Вопрос, задаваемый с целью получить разрешение
	Can you help me?	Просьба
Could (was/were able to)	He can't be at home. There is no light in the house.	Уверенность в том, что чего-то не может быть
	Could I borrow your pen? – I don't know where mine is.	Вопрос, задаваемый с целью получить разрешение
	Could you say it again more slowly?	Просьба
	We could try to fix it ourselves.	Предложение
May (am/is/are allowed to)	I think we could have another default.	Вероятность того, что действие произойдет в недалеком будущем
	He gave up his old job so he could work for us.	Способность выполнить действие, наличие возможности произвести действие в прошлом
	May I have another cup of tea?	Вопрос, задаваемый с целью получить разрешение
	Prices may increase.	Вероятность того, что действие произойдет в недалеком будущем
Might (was/were allowed to)	They might give us a 10% discount.	Вероятность того, что действие произойдет в недалеком будущем
Must (have/has to)	We must say good-bye now.	Необходимость произвести действие
	They mustn't smoke in the building.	Запрет
	He must be at home. I can see the light in the house.	Уверенность в том, что что-то верно или истинно
Ought to	We ought to employ more staff.	Рекомендация, совет по поводу того, как будет верно и правильно поступить в данной ситуации
Shall	Shall I help you with your luggage?	Предложение помощи
	Shall we say Monday then?	Внесение идеи на рассмотрение
	Shall I do that or will you?	Вопрос, задаваемый с целью получить указания
Should	We should deal with this problem at once.	Рекомендация, совет по поводу того, как будет верно и правильно поступить в данной ситуации
	I think we should check everything again.	Рекомендуемое в данной ситуации действие
	Prices should drop next year.	Предположение по поводу ситуации в недалеком будущем
Will	I can't see any taxis so I'll walk.	Решение, принятое в момент речи
	I'll do that for you if you like.	Предложение помощи
	I'll call you first thing on Monday.	Обещание
Would	Would you mind if I brought a friend with me?	Вопрос, задаваемый с целью получить разрешение
	Would you pass the salt please?	Просьба
	Would you mind waiting a moment?	Просьба
	"Would five o'clock suit you?" – "That'd be fine."	Достижение договоренности
	Would you like to play tennis this Sunday?	Приглашение
	"Would you prefer tea or coffee?" – "I'd like tea please."	Вопрос, с целью узнать о предпочтениях

2. Translate the sentences; explain the usage of the certain modal verbs

1. The green wire should be connected to terminal 4.
2. You mustn't turn the machine when the red warning light is on.
3. This lever can be up or down.
4. We can recycle old products to make new ones.
5. The red switch has to be on.
6. A rheostat is a resistor whose resistance value may be varied.
7. That morning he had to leave his car at home.
8. You can't ride a motorbike with no helmet.

3. Insert necessary modal verbs:

1. For each new product the producing equipment ... reprogrammed and changed over.
2. The applications of robots ... divided into three categories.
3. The petrol engine ... develop much power at low speeds.
4. Despite its diversity, electrical engineering ... divided into four main branches.
5. He ... finish the work because of the lack of money.
6. Computers ... input, calculate, compare, and output data as information.
7. Engineers ... know how materials respond to external forces, such as tension, compression, torsion, bending, and shear.
8. Strength is the force per unit area (stress) that materials ... support without falling.
9. You ... to wear a hard hat at this part of the workshop.
10. Before you go on the factory tour you ...to put on these special clothes and safety boots.

4. Put the verbs into Past Simple. Use the modal verbs and their equivalents

1. He must work hard to finish his experiment.
2. I can devote myself to scientific work.
3. You may repeat this experiment.
4. He must illustrate this law by several experiments.
5. She can study automation in the college.
6. They may carry out these experiments at the laboratory.

5. Put the verbs into Future Simple. Use the modal verbs and their equivalents

1. He must check the temperature three times a day.
2. In this figure you can see a diagram of temperature changes.
3. He may use a barometer to measure the atmospheric pressure.
4. You may use this method in your research.
5. She can do the work in time.
6. They must solve a number of scientific problems.

Практическая работа
Видовременные формы глаголов в действительном залоге.
Правильные неправильные глаголы.

1. Learn tenses of English verb in Active Voice

TENSE	Indefinite (Simple) Простое	Continuous Длительное	Perfect Завершенное
Present	I write Я пишу (вообще, обычно)	I am writing Я пишу (сейчас)	I have written Я (уже) написал
Past	I wrote Я(на)писал (вчера)	I was writing Я писал (в тот момент)	I had written Я написал (уже к тому моменту)
Future	I will write Я напишу, буду писать (завтра)	I will be writing Ябудуписать (в тот момент)	I will have written Янапишу (уже к тому моменту)

		FORMS		
		AFFIRMATIVE	NEGATIVE	INTERROGATIVE
INDEFINITE (SIMPLE) Неопределенное (простое) <i>Констатация факта, повторность действия, последовательность действий</i>	Present	V, Vs(es)	don't V doesn't V	Do... V..? Does... V..?
	Past	V2, V ed	didn't V	Did... V..?
	Future	will V	won't V	Will ...V..?
CONTINUOUS (PROGRESSIVE) Продолженное Действие <i>в определенный момент</i>	Present	am Ving is Ving are Ving	am not Ving isn't Ving aren't Ving	Am...Ving..? Is... Ving..? Are... Ving..?
	Past	was Ving were Ving	wasn't Ving weren't Ving	Was...Ving? Were... Ving?
	Future	will beVing	won't beVing	Will... be Ving..?
PERFECT Завершенное <i>Результат действия</i>	Present	have V3/Ved has V3/Ved	haven't V3/Ved hasn't V3/Ved	Have...V3/Ved..? Has ...V3 /Ved..?
	Past	had V3/Ved	hadn'tV3/Ved	Had...V3/Ved..?
	Future	will have V3/Ved	won'thaveV3/ Ved	Will...have V3/ Ved..?
PERFECT CONTINUOUS (PROGRESSIVE)	Present	have been Ving has been Ving	haven't been Ving hasn't been Ving	Have...been Ving..? Has ...been Ving..?
	Past	had been Ving	hadn't been Ving	Had... beenVing..?
	Future	will have been Ving	won't have been Ving	Will... have been Ving..?

2. Write the Past Simple form of these verbs

- | | | | |
|----------------|-------|----------|-------|
| 1. be (am /is) | | 11. lose | |
| 2. break | | 12. make | |
| 3. come | | 13. meet | |
| 4. do | | 14. pay | |
| 5. drink | | 15. run | |
| 6. drive | | 16. see | |
| 7. eat | | 17. sell | |
| 8. get | | 18. sit | |
| 9. give | | 19. take | |
| 10. go | | 20. cut | |

3. Read the text opening the brackets

Michael Faraday

Michael Faraday, English experimental physicist, ... (be born) in 1791 in a poor family. The boy ... (begin) to work as an apprentice at a bookbinder's shop at an early age. One day a man ... (enter) the shop and ... (find) the boy studying an article on electricity. The man ... (be) surprised to see a boy so interested in such a difficult subject and ... (give) him four tickets for the lectures at the Royal Institutions.

The boy ... (go) to the lectures and ... (make) notes of what he ... (hear). At the end of the lecture he ... (come) to Sir Humphrey Davy, the greater English scientist, and ...

(show) him his notes. Davy ... (be) surprised. Later he ... (make) Faraday his assistant and ... (help) him in his education.

Faraday ... (have) many important discoveries. Among his works are the concept of the magnetic field and the magnetic "lines of force", production of new kinds of optical glass, and research on electrolysis.

Faraday ... (produce) the first mechanical motion by means of a permanent magnet and an electric current. This is the principle upon which the modern electric motor is based.

Faraday ... (be) very modest and he ... (love) his work more than honors. He ... (refuse) to become President of the Royal Society and also ... (refuse) to be knighted.

Практическая работа

Согласование времен в главном и придаточном предложении.

1. Learn the consequence rules of tenses.

ГЛАВНОЕ ПРЕДЛОЖЕНИЕ	ПРИДАТОЧНОЕ ПРЕДЛОЖЕНИЕ
Present Simple (V, Vs)	Any tense
Past Simple (V2)	Past Simple(V2) Past Continuous (was/were Ving) Past Perfect (had V3) Future- in- the Past (would V)
Future Simple (will V)	if/when-Present Simple(V, Vs)

2. Translate sentences into Russian. Determine the voice and tense of the verb.

- A. 1. The brain controls your body and keeps all parts of your body working together.
2. When I awoke this morning it was so late that the sun was shining high in, the sky.
3. And now the trade of this town is developing with extreme rapidity and the ambition of the inhabitants is growing along with it.

- B. 1. If you annoy the cat she will scratch you.
2. But for the storm we should have arrived in time.
3. Unless it stops raining we shall not be able to go to the country.

3. Open the brackets choosing the right form of the verb.

He asked me where I (study, studied).

Tory said she (is, was) busy.

I was sure that she (posted, had posted) his report.

We hope it (will not change, would not change) for the worse.

They realized that they (lost, had lost) their way in the dark.

I thought that I (shall finish, should finish) my work at that time.

He said the representatives (will come, would come) to the meeting in time.

They know that he (is, was) the cleverest man of his time.

I asked his assistant to tell me what she (has seen, had seen) at the exhibition.

4. Translate into Russian. Open the brackets using the right form of the verb.

She says she (already find) the answer.

He said he could not tell the right answer, the meter (be) wrong.

I knew they (wait) for me at the entrance and I decided to hurry.

He understood that the soldiers (arrest) him.

5. Read and translate the text. Say what the text is about and retell it.

MAN AND THE BIOSPHERE

Interrelations between man and biosphere are of a fairly complex nature. Man, like any other living organism, depends for his life on what the biosphere provides: water oxygen, food, and shelter. On the other hand, the biosphere is strongly affected by all so of human activity.

Technology powerfully amplifies the effects human beings on the atmosphere Prehistoric man withdrew from the atmosphere only the oxygen he required respiration; technological man consumes a far greater amount of oxygen to support fir power plants and chemical processes. The carbon dioxide produced by technology processes in the biosphere substances wholly new to it; man-made radio-isotopes are wide variety of synthetic materials such as plastics, insecticides, herbicides and numeric industrial materials. These, too, also alter the biosphere.

The problem has already been discussed at a large number of conferences, some them sponsored by the UN. However, relatively little has so far been done to environmental pollution.

Практическая работа

Видовременные формы глаголов в страдательном залоге.

1. Learn the tenses of English verb in Passive Voice

Вид Время	Indefinite	Continuous	Perfect	Perfect Continuous
	to be (am, is, are, was, were, ...) + V3/ed			
Present	I + am V3/ed he, she, it + is V3/ed we, you, they + are V3/ed	I + am being V3/ed he, she, it + is being V3/ed we, you, they + are being V3/ed	I, we, you, they + have been V3/ed he, she, it + has been V3/ed	-----
	I am asked	I am being asked	I have been asked	
Past	I, he, she, it + was V3/ed we, you, they + were V3/ed	I, he, she, it + was being V3/ed we, you, they + were being V3/ed	I, he, she, it, we, you, they + had been V3/ed	-----
	I was asked	I was being asked	I had been asked	
Future	I, we, he, she, it, you, they + will be V3/ed	-----	I, we, he, she, it, you, they + will have been V3/ed	-----
	I will be asked		I will have been asked	
Future in the Past	I, we, he, she, you, they + would be V3/ed	-----	I, we, he, she, it, you, they + would have been V3/ed	-----
	I wouldbe asked		I would have been asked	

2. Translate into Russian. Determine the Tense and Voice of the verb

1. This problem was discussed last week.

2. Lomonosov is often called the founder of Russian science.
3. Manufacturing is one of the most important application area for automation technology.
4. The reprogramming of the equipment is done at a computer terminal.
5. The automation technology in manufacturing and assembly is widely used in car and other consumer product industries.
6. An automated production line consists of a series of workstations.
7. The program is coded in computer memory for each different product style and the machine-tool is controlled by the computer program.
8. Many applications of numerical control have been developed since its initial use to control machine tools.

3. Here are some facts about famous inventions. Fill in the blanks with the forms of the verbs in Active or Passive Voices that suit. Translate into Russian.

1. Many American inventors ... to find ways to ease the process of washing. By 1873, some 2 000 patents ... for washing machines. Most of these machines.... clumsy devices with washer blades that had to be turned by hand. (were / had been issued / tried)
2. In the early 1900s, electric machines... . Advertisements proclaimed the wonders of these machines. But it was not until about 1937 that manufactures ... fully automatic machines. Within a few years, the old washboard.... forever. (came up with / was washed up / appeared)
3. In 1830, Barthelemy Thimonnier ... the first sewing machine. The machine of wood, but it Later Thimonnier.... his machine and in 1845 he.... it with patents both in England and the United States. (designed and made / was made ... worked / improved / protected)
4. Between 1832 and 1834 the American Walter Hunt ... a more advanced sewing machine than that, which.... by Thimonnier. (had been invented / had designed and made)
5. In the middle of the 19th century, although it..., the sewing machine ... very many people. (didn't interest / had been tested)
6. The American Isaac Merritt Singer ... some improvements that ... by Howe andit. (had been invented / made / patented)
7. Later the automatic feeding of the cloth that ... by the American Allen B. Wilson ... the sewing machine greatly. (improved / had been introduced)
8. In 1851 another American William O. Grover.... a machine which ... the double chain stitch. (made / invented)

4. Put the verbs in Active or Passive Voice. Translate into Russian.

1. About 200 years ago, there ... (not be) many factories or machines.
2. People ... (use) a metal which ... (call) steel to make strong chassis.
3. Some assembly operations ... (perform) manually.
4. Each station ... (design) to perform a specific processing operation.
5. Many applications of numerical control ... (develop) since its initial use to control machine tools.
6. His work ... (finish) already.
7. The experiment ... (carry out) from ten till twelve o'clock.
- 8 The machine ... (test) now.
9. Watt ... (continue) his researches and ... (patent) several important inventions.

Практическая работа

**Роль иностранного языка в жизни и деятельности современного человека.
Изучение иностранного языка. Отличительные особенности британского и американского вариантов английского языка.**

1. Change numbers with letters. Read and tell your own opinion to the thought of J. Goethe.

1	2	3	4	5	6	7	8	9	10
<i>a</i>	<i>e</i>	<i>f</i>	<i>g</i>	<i>h</i>	<i>i</i>	<i>k</i>	<i>l</i>	<i>n</i>	<i>o</i>

11	12	13	14	15
<i>r</i>	<i>s</i>	<i>t</i>	<i>u</i>	<i>w</i>

13	5	10	12	2		15	5	10	
7	9	10	15						
9	10	13	5	6	9	4			
10	3		3	10	11	2	6	4	9
8	1	9	4	14	1	4	2	12	,
7	9	10	15						
9	10	13	5	6	9	4			
10	3		13	5	2	6	11		
10	15	9							

2. Read and translate the text.

Today English is the language of the world. It is only in the course of the last hundred years that English has become a world language. In Shakespeare's time it was a «provincial» language of secondary importance with only 6 million native speakers. Nowadays over 300 million people speak it as a mother tongue. English is the official language of the United Kingdom of Great Britain and Northern Ireland, of the United States of America, of Australia and New Zealand. It is used as one of the official languages in Canada, the Republic of South Africa and the Irish Republic. English is also spoken as a second language in the former British and US colonies. In a number of speakers (400 million) it is second only to Chinese. English is the major international language of communication in such areas as science, technology and business. It is the language of literature, education, modern music, and international tourism. English is the major language of diplomacy; it is one of the official languages of the United Nations organization and other political organizations. Russia is integrating into the world community and the problem of learning English for the purpose of communication is especially urgent today. One should say that English is not an easy language to learn. There is a big problem of spelling, of the large number of exceptions to any rule. This language is very idiomatic and the prepositions are terrible. English is one of those languages which may seem easy in the beginning, but then the bridge between basic knowledge and mastery takes a long time to cross. But if you cross this bridge it will give you great satisfaction. You will be able to speak to people from other countries, to read foreign authors in the original, which makes your outlook wider. To know English today is absolutely necessary for every educated man, for every good specialist.

3. Answer the questions:

1. It is easy to learn foreign languages?

2. Which language in the world is spoken by most people?
3. When did you begin learning English?
4. What was the process of learning?
5. Why is English not an easy language to learn?
6. Why is it necessary to learn English?
7. What advantages have the people who know foreign languages?

4. Match the proverbs.

- | | |
|---|----------------------------------|
| 1) Live and learn. | a) Терпение и труд всё перетрут. |
| 2) No pains, no gains. | b) Без труда нет плода. |
| 3) It is never too late to learn. | c) Меньше слов — больше дела. |
| 4) Industriousness is the mother of good luck. | d) Учиться никогда не поздно. |
| 5) Knowledge is power. | e) Век живи, век учись. |
| 6) All things are difficult before they are easy. | |

5. Answer the question using the phrases.

Why should I know English?

<p><u>English must be learnt ...</u> to have a chance to go abroad and get experience in a foreign company to study at a college to communicate with people of the world to understand films and songs in English to get a better job it's easier than other subjects you could study it gives you a chance to meet new people it is useful when you travel to do business</p>	<p><u>The best way to learn English is ...</u> to work hard and thoughtfully to listen attentively to use a dictionary to use a cassette recorder to read aloud to revise often to check for mistakes to do exercises carefully</p>
<p><u>Useful learning strategies are...</u> reading English newspapers/magazines/ books watching English movies using a cassette recorder/VCR studying at a language school in the UK/ living in a country where it's spoken communicating with native speakers-</p>	<p><u>A good language learner...</u> reads fast (quickly) learns easily (fast) writes carefully/accurately/ grammatically speaks fluently (fast) feels confident about learning the language can express himself/herself effectively by correspondence with a pen friend can speak and is understood by native speakers</p>

Практическая работа

Образование в Соединенном королевстве.

1. Read and translate the text.

THE EDUCATIONAL SYSTEM IN GREAT BRITAIN

1. Public education in Great Britain consists of Primary, Secondary and Further Education. Primary and Secondary Education is compulsory for all children. Further education is voluntary.
2. All children in Great Britain go to school when they are five. They leave school at the age of fifteen but many boys and girls stay at school until they are sixteen-seventeen and go to further education or to university.
3. The primary school includes nursery school (2-5), infant school (5-7) and junior school (7-11). The full secondary school age ranges from 11 to 18. Children go to a grammar school, or to a secondary technical school, or to a comprehensive school.
4. The academic year begins after summer holidays and has three terms with the interval between them. Day-schools work on Mondays to Fridays only, from 9 a.m. to 4p.m. Before lessons start, the teacher and all the boys and girls meet for prayers. Then they go to the classroom for the first lesson. At one o'clock children have a

break for lunch. The break lasts about an hour. After lunch there is still time to go out and play.

2. Translate into Russian. Open the brackets using the right form of the verb.

- 1 They (are, were, will be) first-year students now.
- 2 She (is, was, will be) a professor at Oxford two years ago.
- 3 I (am, was, will be) an engineer in five years.

3. Make sentences negative and in question form. Translate into Russian.

- 1 Children have a break for lunch in the morning.
- 2 We had a difficult test yesterday.
- 3 He will have an interesting job next year.

4. Translate into Russian. Open the brackets using the right form of the verb in Past Indefinite Tense.

- 1 My brother (to get) a grant for further education.
- 2 The teacher (to ask) many questions at the lesson.
- 3 He (to go) to primary school at the age of five.

5. Fill in the blanks with prepositions.

- 1 There are 42 universities ... Great Britain.
- 2 About 5% of the population in Great Britain go ... public schools.
- 3 Last year my brother left school and got a job ... a bank.

**Практическая работа
Образование в США.**

1. Read and translate the text.

COLLEGES AND UNIVERSITIES IN THE US

1. Young people in the USA get higher education in colleges and universities. Students choose “major” subject and make many courses in this subject.

2. After four years of study students get the degrees of Bachelor of Science, Bachelor of Philosophy or Bachelor of Art (if they study Greek or Latin). After a year or two of further study they get a master’s degree. If they go on in their study and research, they will get a still higher degree of Doctor of Philosophy.

3. Higher education trains people to become teachers, engineers or to do other professional work.

4. College students often continue their study at universities. Not all the students get grants. The minimum period of study is two years (in this case they don’t get the degree of Ph.D), three or even four years.

5. Many cities have colleges and universities that hold evening classes as well as daytime classes. People who work in the daytime can get higher education attending evening classes.

2. Translate into Russian. Open the brackets using the right form of the verb.

- 1 School education in the USA (is, was, will be) free.
- 2 They (are, were, will be) second-year students last year.
- 3 History (is, was, will be) the first lesson tomorrow.

3. Make sentences negative and in question form. Translate into Russian.

- 1 They have five lessons every day.
- 2 We had four exams last term.
- 3 Students will have a lecture on history tomorrow.

4. Translate into Russian. Open the brackets using the right form of the verb in Past Indefinite Tense.

- 1 He (to get) a degree in chemistry last year.
- 2 I (to pass) my entrance exams successfully a few days ago.
- 3 They (to read) many books on management last term.

5. Fill in the blanks with prepositions.

- 1 There are three terms ... a school year.
- 2 University classes start ... September.
- 3 In America all children from 6 to 16 go ... school.

**Практическая работа
Образование в РФ.**

1. Read and translate the text.

Education in Russia is compulsory up to the 9th form inclusive. The stages of compulsory schooling in Russia are: primary education for ages 6-7 to 9-10 inclusive; and senior school for ages 10-11 to 12-13 inclusive, and senior school for ages 13-14 to 14-15 inclusive. If a pupil of secondary school wishes to go on in higher education, he or she must stay at school for two more years. Primary and secondary school together comprise 11 years of study. Every school has a "core curriculum" of academic subjects.

After finishing the 9th form one can go on to vocational schools which offer programs of academic subjects and a program of training in a technical field, or a profession.

After finishing the 11th form of a secondary school, a lyceum or a gymnasium one can go into higher education. All applicants must take competitive exam. Higher educational institutions that is institutes or universities, offer a 5-years program of academic subjects for undergraduates in a variety of fields, as well as a graduate course and writes a thesis, he or she receives a candidate's degree or a doctoral degree. Higher educational establishments are headed by Rectors.

2. Translate into Russian. Open the brackets using the right form of the verb.

- 1 History (is, was, will be) my favorite subject at school.
- 2 Private schools (are, were, will be) expensive.
- 3 We (are, were, will be) engineers in five years.

3. Make sentences negative and in question form. Translate into Russian.

- 1 They have secretarial courses this year.
- 2 This teacher had two lectures yesterday.
- 3 You will have three exams next term.

4. Translate into Russian. Open the brackets using the right form of the verb in Past Indefinite Tense.

- 1 The course of study (to last) five years.
- 2 He (to graduate) from the university last year.
- 3 They (to take) five exams last term.

5. Fill in the blanks with prepositions.

- 1 English was difficult ... me in the first term.
- 2 There are three terms ... a school year.
- 3 Usually our lessons begin ... 9 o'clock.

Практическая работа

Причастие настоящего времени. Причастие прошедшего времени. Инфинитив и инфинитивные конструкции.

1. Learn grammar.

	Active	Passive
Participle I	drilling	being drilled
Participle II	-	drilled
Perfect Participle	having drilled	having been drilled

The man sitting at the table is our teacher. — Человек, сидящий за столом — наш учитель.

The houses being built in our town are not very high. — Дома, строящиеся в нашем городе, невысоки.

Going home I met an old friend. — Идя домой, я встретил старого друга.

Having finished work I went home. — Закончив работу, я пошел домой.

The book translated from English is interesting. — Книга, переведенная с английского языка, интересная.

Given the task he began to work. — Когда ему дали задание он начал работать.

Having solved the problem correctly they changed the answer. — Решив пример правильно, они поменяли ответ.

2. Translate word combinations with participle forms:

Participle I: Computers using vacuum tubes; the machine calculating mathematical problems; students coding the information.

Participle II: The given information; the name given to the machine; the coded data; the device used in World War II; the engine designed by engineers; dictation written the day before was corrected.

3. Translate sentences with Participle Forms.

1. Everybody looked at the dancing girl. 2. The little plump woman standing at the window is my grandmother. 3. The man playing the piano is Kate's uncle. 4. Entering the room, she turned on the light. 5. Coming to the theatre, she saw that the performance had already begun. 6. Looking out of the window, he saw his mother watering the flowers. 7. Hearing the sounds of music we stopped talking. 8. She went into the room, leaving the door open.

4. Choose the right form.

- a) The girl (writing, written) on the blackboard is our best pupil.
b) Everything (writing, written) here is quite right.
- a) The house (surrounding, surrounded) by tall trees is very beautiful.
b) The wall (surrounding, surrounded) the house was very high.
- a) Who is that boy (doing, done) his homework at that table?
b) The exercises (doing, done) by the pupils were easy.
- a) The girl (washing, washed) the floor is my sister.
b) The floor (washing, washed) by Helen looked very clean.
- a) We listened to the girls (singing, sung) Russian folk songs.
b) We listened to the Russian folk songs (singing, sung) by the girls.
- Do you know the girl (playing, played) in the garden?
- The book (writing, written) by this scientist is very interesting.
- Translate the words (writing, written) on the blackboard.
- We could not see the sun (covering, covered) by dark clouds.
- The (losing, lost) book was found at last.
- (Going, gone) along the street, I met Mary and Ann.

5. Learn grammar.

The Infinitive

The Infinitive Forms	Active Voice	Passive Voice
Indefinite	To ask	To be asking
Continuous	To be asking	-
Perfect	To have asked	To have been asking
Perfect Continuous	To have been asking	-

1. Insert –to where it is necessary:

1. I like ... play the guitar. 2. My brother can ... speak French. 3. We had ... put on our overcoats because it was cold. 4. They wanted ... cross the river. 5. It is high time for you ... go to bed. 6. May I ... use your telephone? 7. They heard the girl ... cry out with joy. 8. I would rather ... stay at home today. 9. He did not want ... play in the yard any more. 10. Would you like ... go to England? 11. You look tired. You had better ... go home. 12. I wanted ... speak to Nick, but could not ... find his telephone number. 13. It is time ... get up. 14. Let me ... help you with your homework. 15. I was planning ... do a lot of things yesterday. 16. I'd like ... speak to you. 17. I think I shall be able ... solve this problem. 18. What makes you ... think you are right? 19. I shall ... do all I can ... help you. 20. I like ... dance. 21. I'd like ... dance. 22. She made me ... repeat my words several times. 23. I saw him ... enter the room. 24. She did not let mother ... go away. 25. Do you like ... listen to good music? 26. Would you like ... listen to good music? 27. That funny scene made me ... laugh.

2. Change the distinguished structures with the infinitive forms:

1. I have no books **which I can read**. 2. Is there anybody who **will help you** with your spelling? 3. Don't forget that she has a baby **which she must take care of**. 4. Have you got nothing **that you want to say** on this subject? 5. There was nothing **that he could do** except go home. 6. I have only a few minutes **in which I can explain** these words to you. 7. I have an examination **which I must take** soon, so I can't go to the theatre with you. 8. King Lear decided to have a hundred knights **who would serve him** after he had divided up his kingdom.

Сослагательное наклонение в условных предложениях. Сослагательное наклонение «I wish».

1. Learn grammar.

ГЛАВНОЕ ПРЕДЛОЖЕНИЕ	ПРИДАТОЧНОЕ ПРЕДЛОЖЕНИЕ
Future simple (shall/will +V)	<div style="display: flex; align-items: center;"> <div style="flex: 1;"> <p><i>If</i> (если) <i>when</i> (когда) <i>after</i> (после) <i>before</i> (передтем, как) <i>as soon as</i> (кактолько) <i>unless</i> (если не) <i>until</i> (до тех пор, пока не)</p> </div> <div style="flex: 0.5; font-size: 3em; margin: 0 10px;">}</div> <div style="flex: 1; vertical-align: middle;"> <p>Present Simple (V/Vs)</p> </div> </div>

If you help me, I shall do this work. —Если ты поможешь мне, я сделаю эту работу.

As soon as I get free, I'll come to you. —Как только я освобожусь, я приду к тебе.

We shall not begin until you come. —Мы не начнем, пока ты не придешь.

2. Open the brackets and put the verbs in the right form:

1. He (go) out when the weather (get) warmer. 2. I (wait) for you until you (come) back from school. 3. I'm afraid the train (start) before we (come) to the station. 4. We (go) to the country tomorrow if the weather (to be) fine. 5. We (not pass) the examination next year if we not (work) harder. 6. If you (not drive) more carefully you (have) an accident. 7. You (be) late if you (not take) a taxi. 8. I (finish) reading this book before I (go) to bed. 9. You must (send) us a telegram as soon as you (arrive). 10. We (have) a picnic tomorrow if it (be) a fine day. 11. We (go) out when it (stop) raining. 12. We (not to have) dinner until you (come). 13. I'm sure they (write) to us when they (know) our new address.

3. Learn grammar.

	ГЛАВНОЕ ПРЕДЛОЖЕНИЕ	ПРИДАТОЧНОЕ ПРЕДЛОЖЕНИЕ
Present/ Future	would+V	V2
Past	would + have V3	had+ V3
	TO BE	
	ГЛАВНОЕ ПРЕДЛОЖЕНИЕ	ПРИДАТОЧНОЕ ПРЕДЛОЖЕНИЕ
Present/ Future	would+V	were
Past	would + have V3	had+ been

4. Translate into Russian:

1. If I came later I would be late for the lesson. 2. If he had known the time-table he wouldn't have missed the train. 3. It would be better if you learned the oral topics. 3. I wish I had known this before the examination. 4. I would have come to you if you had not lived so far away. 5. If I had seen you yesterday I would have given you my text-book. 6. If I were in your place I wouldn't buy the tickets beforehand. 7. If I had known that you needed help I would have helped you.

5. Open the brackets:

- 1.If he worked more slowly, he (not make) so many mistakes.
2. I could tell you what this means if I (to know) Greek.
3. He might get fat if he (to stop) smoking.
4. If he knew that it was dangerous, he (not to come).
5. I (to keep) a horse if I could afford it.
6. What you (to do) if the lift got stuck between two floors?
7. If I were you I (to go) there.
8. They (to go) for a swim in the lake if it were warmer.

Практическая работа

Контрольная работа №2. Сослагательное наклонение в условных предложениях.

1. Say this of the sentences refers to the 1-st, 2-nd, 3-d Conditional Mood

1. Я помогу ему, если он попросит.
2. Если бы он попросил меня, то я бы ему помог.
3. Если бы он попросил меня об этом раньше, то я бы ему помог.

4. Если у него будет время, он выполнит эту работу.
5. Он бы выполнил эту работу, если бы у него было время.
6. Не сердись на меня, если бы у меня было время, то я бы выполнил эту работу.
7. Если дождь закончится (tostop), я пойду гулять.
8. Я бы пошел гулять, если бы дождь закончился.
9. Если бы вчера дождь прекратился, то мы пошли бы гулять (а так не ходили).

2. Fill in the table, using the examples

1. If he arrives, he will hear the news.	1. If he arrived, he would hear the news.	1. If he had arrived, he would have heard the news.
2. I'll do it if I have the time.	2. -----	2. I would have done it if I had had the time.
3. If I see her, I'll tell her this story.	3. If I saw her, I would tell her the story.	3. -----
4. -----	4. If it were fine tomorrow, we would go for a picnic	4. If it had been fine yesterday, we would have been gone for a picnic.
5. If you work on Sunday, I will pay you well	5. -----	5. If you had worked on Sunday, I would have paid you well.
6. If I finish the work this week, I will go on vacation.	6. If I finished the work this week, I would go on vacation.	6. -----
7. -----	7. If it rained next week I would plant the vegetables.	7. If it had rained last week, I would have planted the vegetables.

3. Choose the right answer.

1. Если у меня **будет** время, то я **приду** сегодня.
a) will have b) have c) would come d) will come
2. Если **бы** у меня **было** время, я **пришел бы** сегодня.
a) had b) had had c) would come d) would have come.
3. Если **бы** у меня **было** время, я **пришел бы** вчера (поезд ушел).
a) had b) had had c) would come d) would have come.
4. Если **бы** я **знал** английский язык, то **перевел бы** текст сам.
a) knew b) hasknow c) wouldtranslate d) wouldhavetranslated.
5. Если **бы** я тогда **знал** английский язык, то **перевел бы** текст сам (поезд ушел).
a) knew b) had known c) wouldtranslate d) wouldhavetranslated.
- 6) Если **бы** он **жил** в большом городе, то **не пропускал бы** выставок живописи.
a) live b) lived c) wouldn'tmiss d) wouldn'thavemissed.
- 7) Если я **поеду** в Вашингтон, то **посещу** Капитолий.
a) willgo, b) go c) visit, d) willvisit
- 8) Если **бы** я **была** в Вашингтоне, то **посетила бы** Капитолий.
a) were b) was c) willvisit d) wouldvisit
- 9) Если **бы** у меня **было** свободное время сегодня или завтра, я **сделала бы** эту работу.

Поиски работы. Резюме. Заполнение анкеты.

APPLYING FOR A JOB

1. Read the text and translate it:

Time flies, and one day you will have to look for the job.

Here you'll be given some hints (advice) on how to be invited to an interview.

How to write a job application

The job-winning tips from professionals:

1. Put your address, telephone number and date in the corner and the name of the person you are applying to on left of the date. Write the company name and address below.
2. Leave a line between paragraphs. First paragraph — a polite one-sentence opening explanation of why you are writing.

3. Tell them you know that they are busy people but stress that your proves you are worthy of their time too.
4. Describe yourself like a product on sale. List your skills and such personal qualities as high motivation, enthusiasm and adaptability.
5. If you have qualifications, list them briefly.
6. A positive attitude is important, so explain why it's the only firm you want to work for.
7. Ask for an interview. Say you are happy to come in for a chat at any time, even if there are no jobs available now. Thank the readers and remind them you are waiting for a reply. Use "Yours sincerely" if you are writing to a named person and "Faithfully" if you started "Dear Sir Madam. » Sign your letter at the bottom left and print your name clearly

2. Read the resume and make your own one:

**MY RESUME
(AT ENGLISH)**

NAME	Ivan Ivanov
DATE OF BIRTH	October 31,1992
PLACE OF BIRTH	Russia, Surgut
NATIONALITY	Russian
SEX	Male
ADDRESS	24, Lenin Street
TELEPHONE	(3462) 222-222
AGE	20
OBJECT OF WORK	automobile technician
EDUCATION NAME OF SCHOOL YEAR OF GRADUATED COURSE TAKEN OR DEGREE	secondary-vocational education Surgut Professional college 2015 -
COMPUTER SKILLS	Google Chrome, experienced with MS Office, AutoCAD
QUALITIES	accurate, responsible, flexible, no-stress
WORK EXPERIENCE	No/ Surgut City-Moll, current-2013
LANGUAGES	English (starter-level, read with dictionary)
INTERESTS	Travelling, sport
REFERENCES	Available upon the request

4.3.2. Типовые задания для оценки знаний и умений промежуточной аттестации

**Контрольно – измерительные материалы для промежуточной аттестации
по учебной дисциплине**

Контрольная работа № 1. Лексика, видовременные формы глагола.

TEST

Variant 1

1. Translate the sentences from English into Russian:

- 1) Who's been talking over the phone for so long?
- 2) Have you ever been to the Arab Emirates?
- 3) What's Jack doing here? – He's looking for Ann.

- 4) Did you meet Nick at the disco yesterday?
- 5) He told me everything only after he had learnt all the information.
- 6) Helen doesn't love him any more, she's got a new boyfriend.
- 7) Will you help me tidy the room?
- 8) We were watching TV when he came in and started shouting at Jane.
- 9) I'm happy! I've found a good job, met a nice girl, rented a good flat, won 1000\$ in a lottery.
- 10) What's the news? – Rita is getting married.
- 11) How long have you been studying law?
- 12) Come to me in 20 minutes, I'll be making a cake.
- 13) I'm sure, Sarah will pass all the exams.
- 14) They don't live here any more. They live in Vegas, as far as I remember.
- 15) Who knows anything about Kate? – She left for LA a week ago.

2. Say the negative:

don't; doesn't; aren't; isn't; haven't; hasn't; won't; hadn't; weren't; didn't

- 1) We attend a gymnasium.
- 2) I've done my homework.
- 3) Nelly is writing now.
- 4) Alice lives in London.
- 5) He's lost his key.
- 6) Dad will come home in 2 hours.
- 7) My friends were at night club yesterday.
- 8) She'll be watching her favorite soap opera when I come home.
- 9) The girls bought a nice present for Irene.
- 10) I speak English.

3. Match the questions to the answers.

- | | |
|--|---|
| 1) Do you like rock music? | a) I don't read much. |
| 2) How long have you been living here? | b) I was born on the first of November. |
| 3) Where do you work? | c) I work in a travelling agency. |
| 4) Have you travelled to Europe? | d) I've been living here for 6 years. |
| 5) Where does your son study? | e) I like all kind of music. |
| 6) Do you read much? | f) He attends a boarding school. |
| 7) When is your birthday? | g) Sure, I've been to Paris. |

Variant 2

1. Translate the sentences from English into Russian:

- 1) I'll be missing you much, you're the best girl I've ever met.
- 2) I'm reading now. I like reading science fiction.
- 3) Where's Tom? – He's playing tennis on the tennis court.
- 4) They'll be sleeping.
- 5) Harry had been running for an hour when he saw the lights in the dark.
- 6) I haven't decided yet what to do after college.
- 7) The builders will have finished the construction of the supermarket by next June.
- 8) I saw her yesterday morning, she walked in the park talking to a tall guy.
- 9) First she wanted to leave for Paris, but after she had talked to Patric, she decided to stay.
- 10) Have you ever eaten Chinese food? – Yes, I have. It was in a Chinese restaurant in Detroit last month.
- 11) Were you happy with Barbara? – I was really happy with her until her

mother moved to our cottage a month ago.

12) I'm going to visit my granny. She's been sick for 3 days already.

13) When we returned home, mum had already made pizza and was decorating the table.

14) My sister studies French, she wants to be a clothes designer.

15) We'll probably stay home because it's raining outside.

2. Say the negative:

don't; doesn't; aren't; isn't; haven't; hasn't; won't; hadn't; weren't; didn't

1) He loves me.

2) Lily had cooked soup before mum came home.

3) We are playing basketball now.

4) Fiona went to the library an hour ago.

5) They study computing.

6) I had a hamster when I was a child.

7) Dad will go to New York soon.

8) I like your style.

9) Mary is talking in the hall.

10) They've spent 2 days in Sochi.

3. Match the questions to the answers.

1) Did you often get bad marks when you were a schoolboy?

2) What will you do tomorrow?

3) Are you happy?

4) Have you got children?

5) What do you do in your spare time?

6) Have you ever seen a lion?

7) How will you spend your summer vacations?

a) Yes, I have. I saw a lion in the Zoo last spring.

b) Perhaps, I'll go to a sports club.

c) I haven't thought of it yet, I'll probably visit my sister in Rio.

d) I work on my computer, swim in my swimming pool.

e) I've got a son, he is 13.

f) I think so.

g) Well, I had never got bad marks, I was a top student in my class.

Практическая работа Дифференцированный зачет. Final Test.

1. Answer the questions in written form.

№ п/п	Наименование вопроса	Кол-во баллов
1.	Дайте полный ответ на вопрос: What is your future profession?	1
2.	Дайте полный ответ на вопрос: Why did you choose your profession? Because	2
3.	Переведите предложение: Term is a word denoting philosophical, technical and other definitions.	1
4.	Определите время в предложении: The demand for skilled international technicians <i>is increasing</i> rapidly.	1
5.	Выберите правильную форму Future Perfect Active: He _____ his book by summer. a) will have finished b) will have been finished	1
6.	• Выберите антоним к слову to increase .	1

	to reduce b) to lower c) to decreased) to minimize			
7.	Выберите один правильный вариант ответа: My results in the test are ... of all. a) good b) better c) best d) the best	1		
8.	Какая форма слова обозначает причастие 2: a) trainng b) trained	1		
9.	<ul style="list-style-type: none"> Выберите нужный суффикс, чтобы образовать слово от – free: a)ism b)dom c)ment d)tion 	1		
10.	Выберите слово, которое не относится к теме «Shapes»: <ul style="list-style-type: none"> a) a cylinder b) a cube c) a triangle d) a side 	1		
11.	<ul style="list-style-type: none"> Выберите исчисляемое существительное: a)sugar b)meat c) tea d) a hot-dog 	1		
12.	Напишите и переведите слова с помощью транскрипции: [ˈweɪt],[ˈæbsəlu:t],[ˈzɪrou]	3		
13.	Прочитайте текст и определите, какой из заголовков соответствует тексту: a)Newcastle b) George Stephenson c) The Rocket d)Humphrey Davy George Stephenson was a British inventor and engineer. He is famous for building the first practical railway locomotive. Stephenson was born in 1781 in England. During his youth he worked as a fireman and later as an engineer in the coal mines of Newcastle. He invented one of the first miner’s safety lamps independently of the British inventor Humphrey Davy. Stephenson’s early locomotives were used to carry loads in coal mines, and in 1823 he established a factory at Newcastle for their manufacture. In 1829 he designed a locomotive known as the Rocket, which could carry both loads and passengers at a greater speed than any locomotive at that time. The success of the Rocket was the beginning of the construction of locomotives and laying the railway lines.	4		
14.	Найдите в правой колонке русские эквиваленты английских слов и словосочетаний. <table border="0" style="width: 100%;"> <tr> <td style="width: 50%; vertical-align: top;"> 1.mechanical engineering 2.to deal with 3.to put into mass production 4.long service life 5.to meet up-to-date demands 6.to subject to tests </td> <td style="width: 50%; vertical-align: top;"> a)долгий срок службы b)запустить в массовое производство c)подвергнуть испытанию d)отвечать современным требованиям e) иметь дело с кем-либо f) инженер- механик </td> </tr> </table>	1.mechanical engineering 2.to deal with 3.to put into mass production 4.long service life 5.to meet up-to-date demands 6.to subject to tests	a)долгий срок службы b)запустить в массовое производство c)подвергнуть испытанию d)отвечать современным требованиям e) иметь дело с кем-либо f) инженер- механик	6
1.mechanical engineering 2.to deal with 3.to put into mass production 4.long service life 5.to meet up-to-date demands 6.to subject to tests	a)долгий срок службы b)запустить в массовое производство c)подвергнуть испытанию d)отвечать современным требованиям e) иметь дело с кем-либо f) инженер- механик			
15.	Употребите нужный артикль: They came to the holiday from all _____ towns of our republic. a) – b) the c) a d) an	1		
16.	Определите залог в предложении: I <i>repair</i> a car. a)активный б) пассивный	1		
17.	Укажите одно предложение, в котором окончание «-s» является показателем притяжательного падежа существительного: a)He made experiments in optics. a) b)This was a very fruitful period of Maxwell's life. b) c)This scientist studies the problem of molecular physics.	1		
18.	Употребите нужную форму притяжательного падежа подчеркнутого имени существительного <u>the woman</u> –magazines: a) the womans’ magazines b) the woman’s magazines c) the magazines woman’sd) the woman’ magazines	1		
19.	Употребите нужную форму глагола: I _____ her recently. a) have seen b) see c) saw d) has seen	1		
20.	Употребите глагол в нужном времени: He will buy a new car if he __ enough money. a) will buy b) buys c) buy d) would buy	1		
21.	Употребите нужный модальный глагол:John ___ speak three foreign	1		

	languages. • a) can b) may c) must d) ought to	
22.	Употребите нужную видовременную форму глагола в страдательном залоге: In the right hand _____ foretelling. • a) is used b) used c) uses d) is being used	1
23.	Употребите нужную форму вспомогательного глагола: When Mark arrived, the Johnsons _____ having dinner, but stopped in order to talk to him. • a) were b) was c) are d) is	1
24.	Прочитайте текст и найдите соответствующий перевод подчеркнутого слова: Some measuring instruments are fitted with dials. To prevent incorrect readings, always read the dial correctly. Read the dial from directly in front so that the <u>reflection</u> is behind the needle. If the dial is not viewed from the front the reading will be incorrect. • a) тень b) образ c) пятно d) осуждение	1
25.	Прочитайте текст и ответьте на вопрос: What is the density of water? Density (specific weight) is the amount of mass in a unit volume. It is measured in kilograms per cubic metre. The density of water is 1000 kg/m ³ but most materials have a higher density and sink in water. Aluminium alloys, with typical densities around 2800 kg/m ³ are considerably less dense than steels, which have typical densities around 7800 kg/m ³ . Density is important in any application where the material must not be heavy. • 1) The density of water is 1000 kg/m ³ . • 2) The density of water is 2800 kg/m ³ . • 3) The density of water is 7800 kg/m ³ .	5
Total: Критерии оценок: на «5» - 40 - 37 баллов; на «4» - 36 – 30 баллов; на «3» - 30 - 20 баллов; на «2» - 19 - 0 баллов.		40

4.4. Критерии и показатели оценивания

Для текущего контроля

Оценка	Форма контроля	Критерии оценивания	Показатели оценивания
«5»	устный ответ	полнота и правильность ответа, степень осознанности, понимания изученного материала, четкость и грамотность речи.	ответ полный и правильный на основании изученных теорий; материал изложен в определенной логической последовательности, литературным языком: ответ самостоятельный.
«4»	устный ответ	полнота и правильность ответа, степень осознанности, понимания изученного материала, четкость и грамотность речи.	ответ полный и правильный на основании изученных теорий; материал изложен в определенной логической последовательности, при этом допущены две-три несущественные ошибки, исправленные по требованию учителя.
«3»	устный ответ	полнота и правильность ответа, степень осознанности,	ответ полный, но при этом допущена существенная ошибка, или неполный, несвязный.

		понимания изученного материала, четкость и грамотность речи.	
«2»	устный ответ	полнота и правильность ответа, степень осознанности, понимания изученного материала, четкость и грамотность речи.	при ответе обнаружено непонимание учащимся основного содержания учебного материала или допущены существенные ошибки, которые учащийся не смог исправить при наводящих вопросах учителя.

Оценк а	Форма контроля	Критерии оценивания	Показатели оценивания
«5»	практическая работа	полнота и правильность выполнения работы	работа выполнена полностью и правильно; сделаны правильные выводы.
«4»	практическая работа	полнота и правильность выполнения работы	работа выполнена правильно с учетом 2-3 несущественных ошибок, исправленных самостоятельно по требованию преподавателя.
«3»	практическая работа	полнота и правильность выполнения работы	работа выполнена правильно не менее чем на половину или допущена существенная ошибка
«2»	практическая работа	полнота и правильность выполнения работы	допущены две (и более) существенные ошибки в ходе работы, которые обучающийся не может исправить даже по требованию преподавателя.

Для промежуточной аттестации

Оценк а	Форма контроля	Критерии оценивания	Показатели оценивания
«5»	Индивидуальное задание	полнота и правильность выполнения задания	задание выполнено полностью и правильно; сделаны правильные выводы.
«4»	Индивидуальное задание	полнота и правильность выполнения задания	задание выполнено правильно с учетом 2-3 несущественных ошибок, исправленных самостоятельно по требованию преподавателя.

«3»	Индивидуальное задание	полнота и правильность выполнения задания	задание выполнено правильно не менее чем на половину или допущена существенная ошибка
«2»	Индивидуальное задание	полнота и правильность выполнения задания	допущены две (и более) существенные ошибки в ходе задания, которые обучающийся не может исправить даже по требованию преподавателя.

Контроль и оценка результатов освоения учебной дисциплины осуществляется преподавателем в процессе проведения тестирования и дифференцированного зачета, а также выполнения обучающимися индивидуальных заданий, проектов, самостоятельных работ. Критериями оценки результатов работы студента являются: обоснованность и четкость изложения ответа на поставленные вопросы, оформление учебного материала в тетради для практических работ.

Нормы оценок речевой деятельности студентов

Форма оценивания – традиционная.

Тестирование

Отметка "5" ставится в том случае, если поставленная задача решена, студенты полностью поняли содержание задания, соответствующее программным требованиям по определённой теме.

Отметка "4" ставится в том случае, если поставленная задача решена, студенты полностью поняли содержание задания, соответствующее программным требованиям по определённой теме за исключением отдельных подробностей, не влияющих на понимание содержания задания в целом.

Отметка "3" ставится в том случае, если поставленная задача решена, студенты поняли только основной смысл задания, соответствующего программным требованиям.

Отметка "2" ставится в том случае, если студенты проявили полное непонимание содержания задания, соответствующего программным требованиям.

Дифференцированный зачет

Отметка "5" ставится в том случае, если общение состоялось, высказывания студентов соответствовали поставленной коммуникативной задаче, их устная речь полностью соответствовала нормам иностранного языка в пределах программных требований для данного курса.

Отметка "4" ставится в том случае, если общение состоялось, высказывания студентов соответствовали поставленной коммуникативной задаче, студенты выразили свои мысли на иностранном языке с незначительными отклонениями от языковых норм (ошибки в употреблении артиклей, предлогов, неправильное употребление падежных форм и т.д.), а в остальном их устная речь соответствовала нормам иностранного языка в пределах программных требований для данного курса.

Отметка "3" ставится в том случае, если общение состоялось, высказывания студентов соответствовали поставленной коммуникативной задаче, студенты выразили свои мысли на иностранном языке с отклонениями от языковых норм, не мешающими, однако, понять содержание сказанного.

Отметка "2" ставится в том случае, если общение не состоялось или высказывания студентов не соответствовали поставленной коммуникативной задаче, студенты слабо усвоили пройденный языковой материал и выразили свои

мысли на иностранном языке с такими отклонениями от языковых норм, которые не позволяют понять содержание большей части сказанного.

5.1. Для реализации программы учебной дисциплины должны быть предусмотрены следующие специальные помещения:

Кабинет «Иностранного языка», оснащённый:

Специализированная учебная мебель. ТСО: Переносное видеопроекторное оборудование, магнитофон Philips, CD с учебными материалами, магнитно-маркерная доска.

6. Информационное обеспечение реализации программы

Для реализации программы библиотечный фонд образовательной организации должен иметь печатные и/или электронные образовательные и информационные ресурсы, рекомендованные ФУМО, для использования в образовательном процессе. При формировании библиотечного фонда образовательной организацией выбирается не менее одного издания из перечисленных ниже печатных изданий и (или) электронных изданий в качестве основного, при этом список, может быть дополнен новыми изданиями.

6.1. Основные печатные издания:

1. Planet of English : учебник английского языка для учреждений СПО Р71 [И.Т. Безкоровайная, Н.И. Соколова, Е. А. Койранская, Т.В.Лаврин]. М. : Издательский центр «Академия», 2019 г. ISBN 978-5-4468-4305-8
2. Рабочая тетрадь по учебной дисциплине "Английский язык" к учебнику Planet of English, авторы Безкоровайная Г.Т. и др. (часть первая).
3. Английский язык. Английский язык для колледжей: учебное пособие / Т.А. Карпова. — 12-е изд., стер. — М. : КНОРУС, 2015. — 281 с. — (Среднее профессиональное образование). ISBN: 978-5-406-04298-4 <http://www.book.ru/book/916691>
4. Афанасьева О.В. Английский язык. "Rainbow English". 10 класс. Учебник М.: ООО «Дрофа»
5. Афанасьева О.В. Английский язык. "Rainbow English". 11 кл. Учебник. Баз.ур. М.: ООО «Дрофа»

6.2. Основные электронные издания

1. <http://www.studv.ru> Портал для изучающих английский язык;
2. <http://www.lanR.ru> EnglishOnline = ресурсы для изучения английского языка;
3. <http://www.englishonline.co.uk> - ресурсы для изучения английского языка;
4. <http://www.eslcafe.com> - портал для студентов и преподавателей: грамматика, тесты, идиомы, сленг;
5. <https://my.1september.ru/> - личные кабинеты наиболее активных педагогов на сайте "1 сентября";
6. www.znaniy.com (ЭБС)
7. <http://professionali.ru> - сообщество "Профессионалы";
8. www.openclass.ru/ - сообщество "Открытый класс";
9. <http://click.email.livemocha.com> - обучающий сайт Livemocha;
10. www.angloforum.ru - специализированный Англофорум;
11. www.angloforum.ru/forum/6 - форум "Лексика";
12. www.angloforum.ru/forum/16/ - форум "Аудирование";
13. www.angloforum.ru/forum/13 - форум «Деловой английский».

6.3. Дополнительные источники:

1. Английский язык : учеб. пособие / З.В. Маньковская. — М. : ИНФРА-М, 2017.
Режим доступа : <http://znaniy.com/catalog/product/672960>

2. Английский язык для всех специальностей : учебник / А.П. Голубев, А.Д. Жук, И.Б. Смирнова. — Москва : КноРус, 2019. <https://www.book.ru/book/931742>